



2022

**Plumstead Township,
Pennsylvania**

Resident Survey

Findings Report



ETC
INSTITUTE

Contents

Section 1: Executive Summary.....	4
Section 2: Charts and Graphs.....	8
Section 3: Importance-Satisfaction Rating.....	40
Section 4: I-S Matrix Analysis.....	48
Section 5: Benchmark Charts.....	56
Section 6: Tabular Data.....	62
Section 7: Open-Ended Responses.....	100
Section 8: Survey Instrument.....	142



Executive Summary

2022 Plumstead Township Resident Survey

Executive Summary

Overview

ETC Institute administered a survey to residents of Plumstead Township during the winter months of 2022. The purpose of the survey was to collect input from residents as part of the township's effort to develop Plumstead Forward, the township's next comprehensive plan.

Methodology

ETC Institute mailed a survey packet to a random sample of households in Plumstead Township. Each survey packet contained a cover letter, a copy of the survey, and a postage-paid return envelope. Residents who received the survey were given the option of returning the survey by mail or completing it online at *PlumsteadSurvey.org*.

After the surveys were mailed, ETC Institute followed up by sending text messages and mailing postcards to encourage participation. The text messages and postcards contained a link to the online version of the survey to make it easy for residents to complete the survey. To prevent people who were not residents of Plumstead from participating, everyone who completed the survey online was required to enter their home address prior to submitting the survey. ETC Institute then matched the addresses that were entered online with the addresses that were originally selected for the random sample. If the address from a survey completed online did not match one of the addresses selected for the sample, the online survey was not included in the final database for this report.

The goal was to complete a minimum of 500 completed surveys from residents. The goal was met with 504 completed surveys collected. The overall results for the sample of 504 households have a precision of at least +/-4.1 at the 95% level of confidence.

This report contains the following:

- Charts showing the overall results of the survey (Section 2)
- Importance-Satisfaction (IS) analysis which discusses overall agreement and satisfaction with township services (Section 3)
- Correlation Matrix Analysis to further visualize importance versus satisfaction (Section 4)
- Benchmark charts comparing survey data to national and regional results (Section 5)
- Tabular data showing the overall results for all questions on the survey (Section 6)
- Responses to open-ended questions (Section 7)
- A copy of the survey instrument (Section 8)

The major findings of the survey are summarized on the following pages.

Major Findings by Category

Perceptions of Township. Respondents were asked to rate their overall satisfaction with 19 aspects influencing their perception of the township. Respondents were most satisfied (rating “satisfied” or “very satisfied”) with the township as a place to live (95%), as a place to raise children (93%), with the overall quality of life in the township (89%), and with the level of safety (89%). The three items respondents feel should receive the most emphasis from leaders over the next several years were the level of safety in the township (30%), the township’s commitment to protecting historic and scenic resources (29%), the overall value residents receive for their taxes (26%), and with the township as a place to live (26%).

Major Categories of Services. Respondents were asked to rate their overall satisfaction with 12 major categories of township services. Respondents were most satisfied (rating “satisfied” or “very satisfied”) with fire and emergency medical services (95%), police services (91%), and snow removal (75%). The three items respondents feel should receive the most emphasis from leaders over the next several years were the maintenance of township streets and utilities (56%), the flow of motor vehicle traffic and congestion management on the streets (41%), and fire and emergency medical services (31%).

Land Preservation and Agriculture. Respondents were asked to indicate how important they considered two aspects of land preservation and agriculture. Most respondents rated both items as either “extremely important” or “quite important”. Next, respondents were asked to rate their level of satisfaction regarding the town’s actions regarding land preservation and agriculture. Respondents were most satisfied (rating “satisfied” or “very satisfied”) with the township’s overall commitment to preserving land (67%) and agriculture (62%).

Economic Growth and Housing. Respondents were asked to rate their overall satisfaction with 9 aspects of economic growth and housing. Respondents were most satisfied (rating “satisfied” or “very satisfied”) with their access to social services (44%), the township as a place for first time home buyers (43%), and the township’s commitment to promote economic development (35%). Respondents felt leaders should most emphasize how well the township is planning growth (61%), the overall quality of new development (51%), and the township’s commitment to promote economic development (42%). Forty-six percent (46%) of respondent are either very supportive (18%) or supportive (28%) of revising zoning regulations to support revitalization in areas of the township that do not meet their overall vision for the area.

Parks and Recreation. Respondents were asked to rate their overall satisfaction with 12 items related to parks and recreation. Respondents were most satisfied (rating “satisfied” or “very satisfied”) their feeling of safety in township parks (83%), the appearance/cleanliness of parks and equipment (80%), and the locations of parks (65%). The three aspects respondents feel should receive the most emphasis from leaders over the next several years were the availability of walking and biking trails (48%), appearance/cleanliness of township parks and equipment (38%), and safety within township parks (29%). The parks visited most by respondents were Hanusey Park (73%), Landis Park (32%), and Owls Nest Park (30%). Thirty-six percent of respondents would like to see pickleball courts added to parks.

Transportation. Respondents were asked to rate their overall satisfaction with 10 transportation-related items. Respondents were most satisfied (rating “satisfied” or “very satisfied”) with the ease of vehicular travel in the township (63%) and traffic signal coordination on major streets (45%). These were also the three items respondents feel should receive the most emphasis leaders over the next several years.

Public Engagement and Communication Respondents were asked to rate their overall satisfaction with 12 aspects of public engagement and communication. Respondents were most satisfied (rating “satisfied” or “very satisfied”) the township’s newsletter (68%), township website (53%), and the township’s efforts to keep residents informed about township-related issues (52%). Respondents most often use (selecting 5 or 4 on the scale of most to least often used, with 5 being the most often used) the township newsletter (62%), direct mail (35%), and the township website (24%). Respondents also felt these were the three most effective methods of communication.

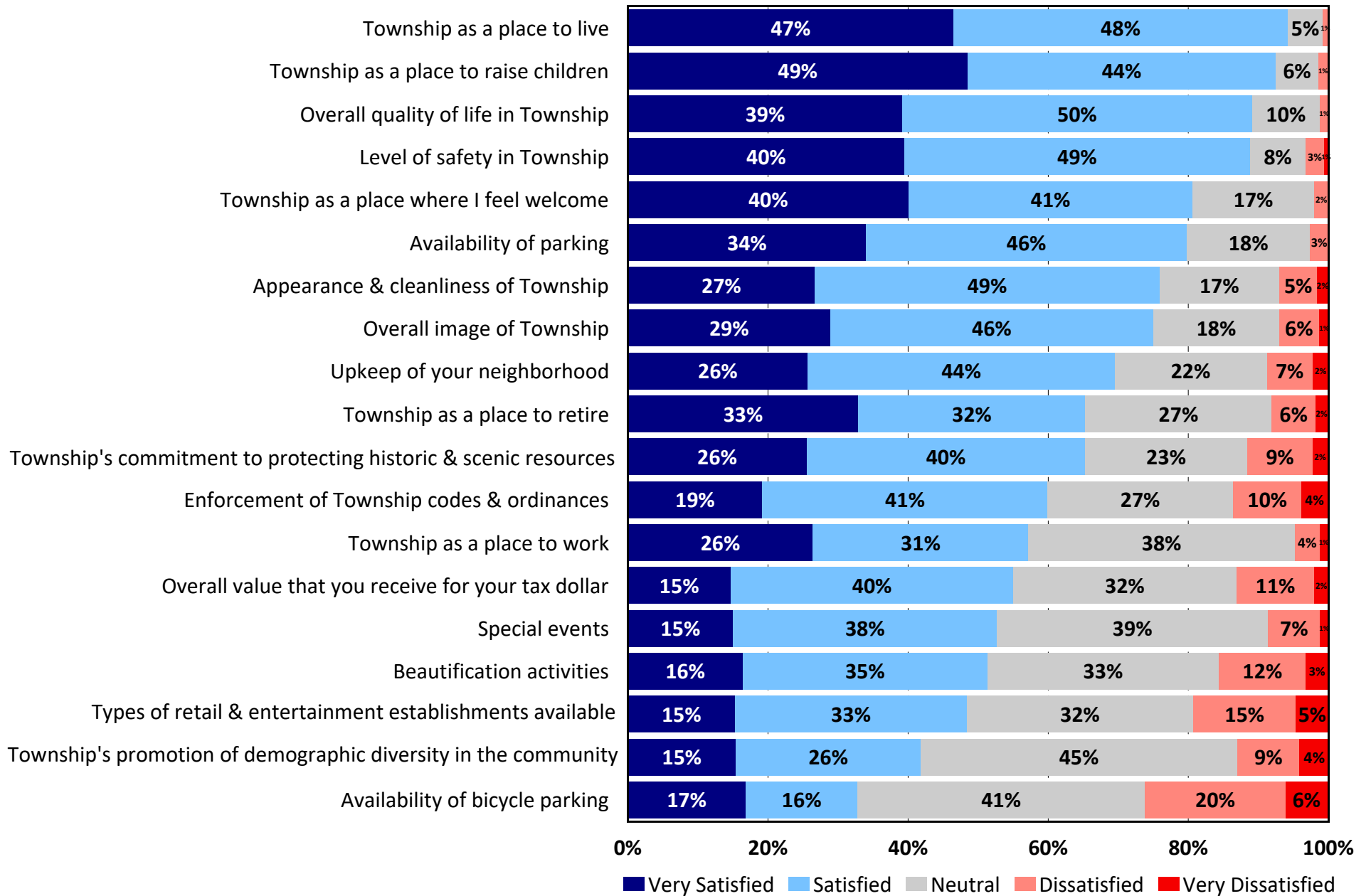
Clean Energy and Sustainability. Respondents were asked to rate the importance of 7 ways to improve clean energy and sustainability. Respondents thought it was most important (rating “extremely important” or “quite important”) to improve infrastructure as it relates to stormwater management and flood control (75%), to work collaboratively with nearby governments to address common environmental issues (65%), and to encourage all new construction and retrofits to meet the highest energy efficiency standards (61%). The three items respondents feel should receive the most emphasis from leaders over the next several years were improving infrastructure related to stormwater and flood control (53%), continuing to move towards cleaner energy sources (47%), and working collaboratively with nearby local governments to address common environmental issues (47%).

2

Charts and Graphs

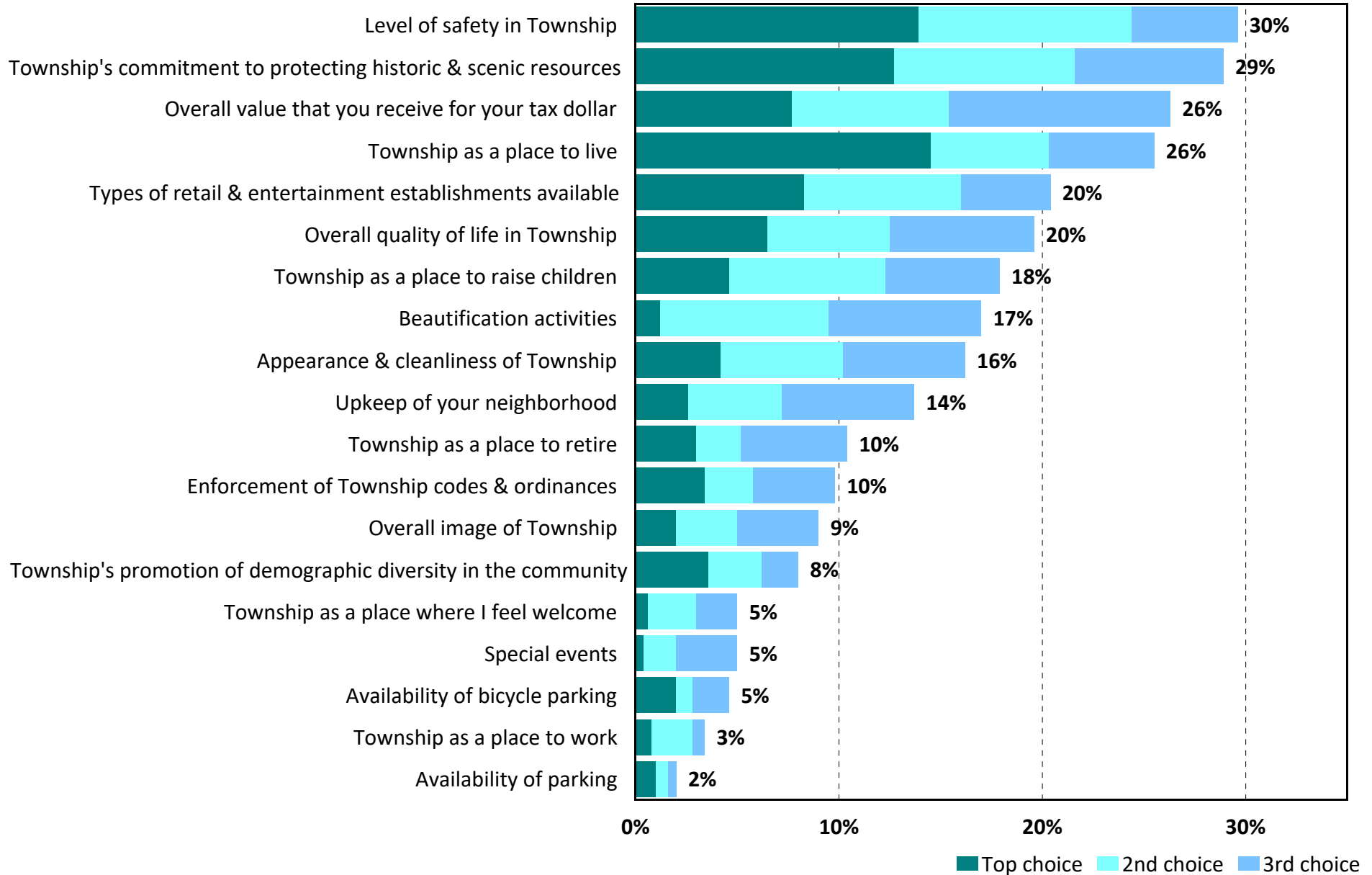
Q1. Perceptions of the Township

by percentage of respondents (excluding "don't know")



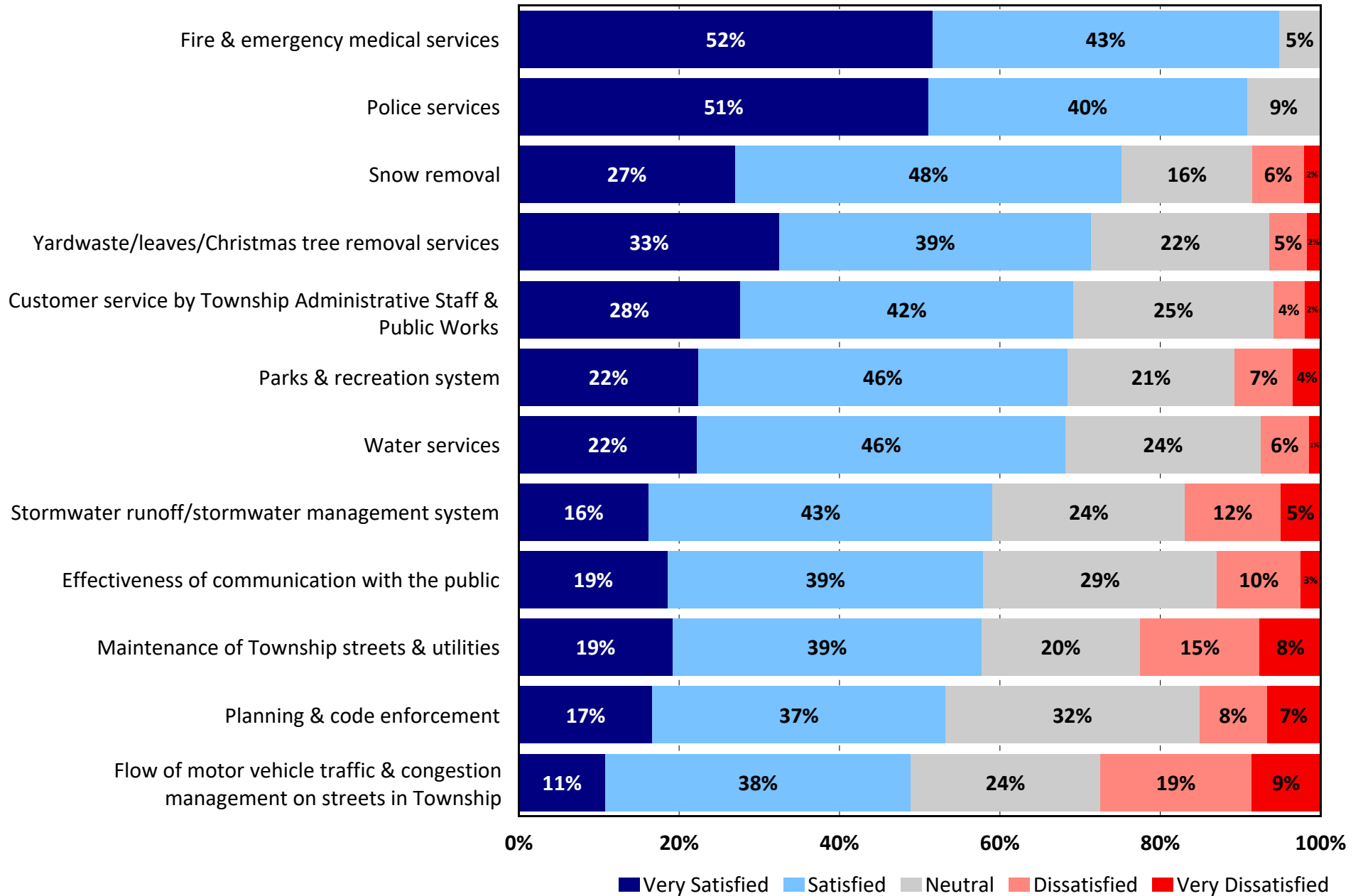
Q2. Which THREE of the items listed in Question 1 do you think should receive the MOST EMPHASIS from Township leaders over the next several years?

by percentage of respondents who selected the items as one of their top three choices (without "don't know")



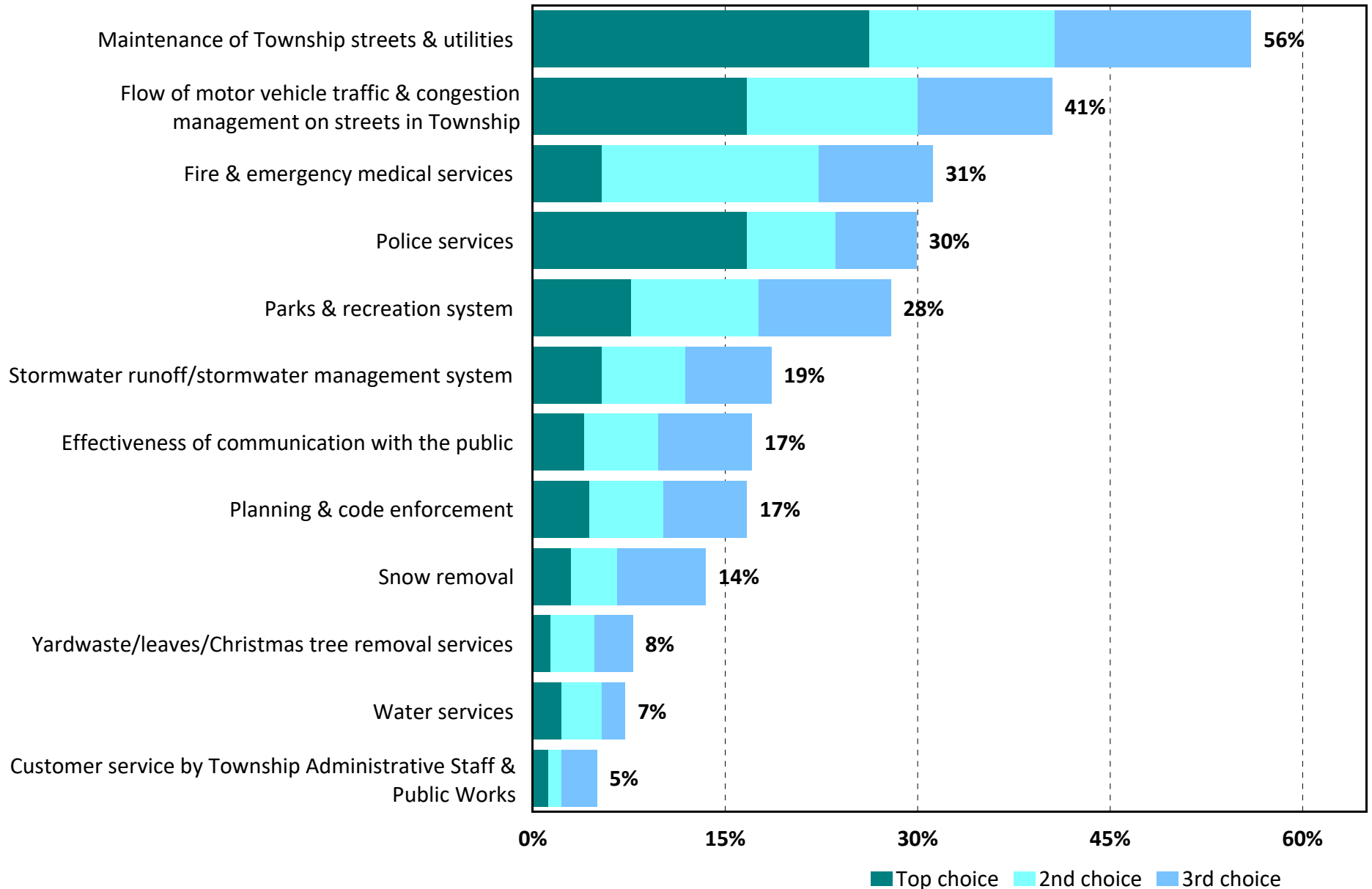
Q3. Major Categories of Services

by percentage of respondents (excluding "don't know")



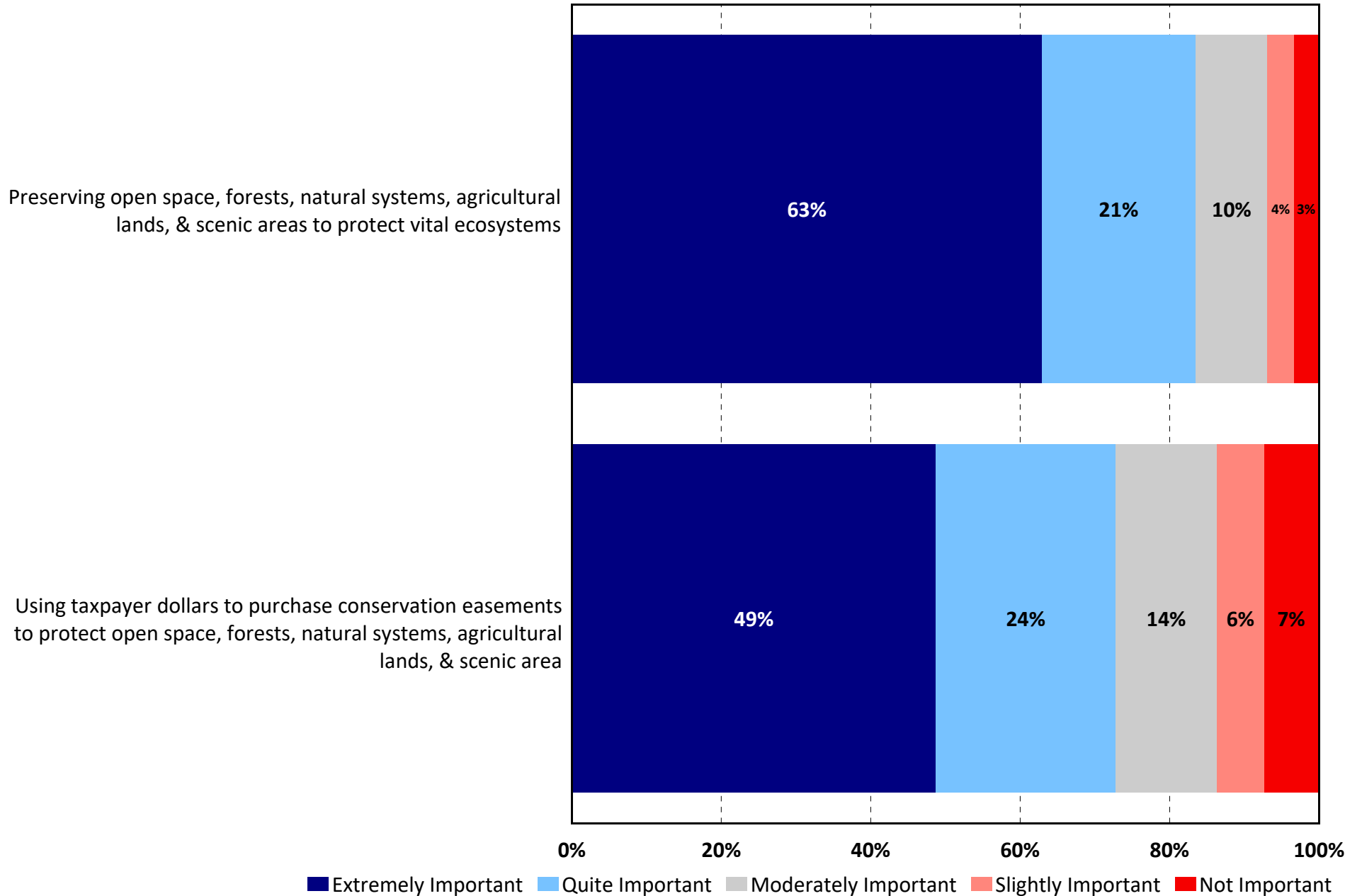
Q4. Which THREE of the major services listed in Question 3 do you think should receive the MOST EMPHASIS from Township leaders over the next several years?

by percentage of respondents who selected the items as one of their top three choices



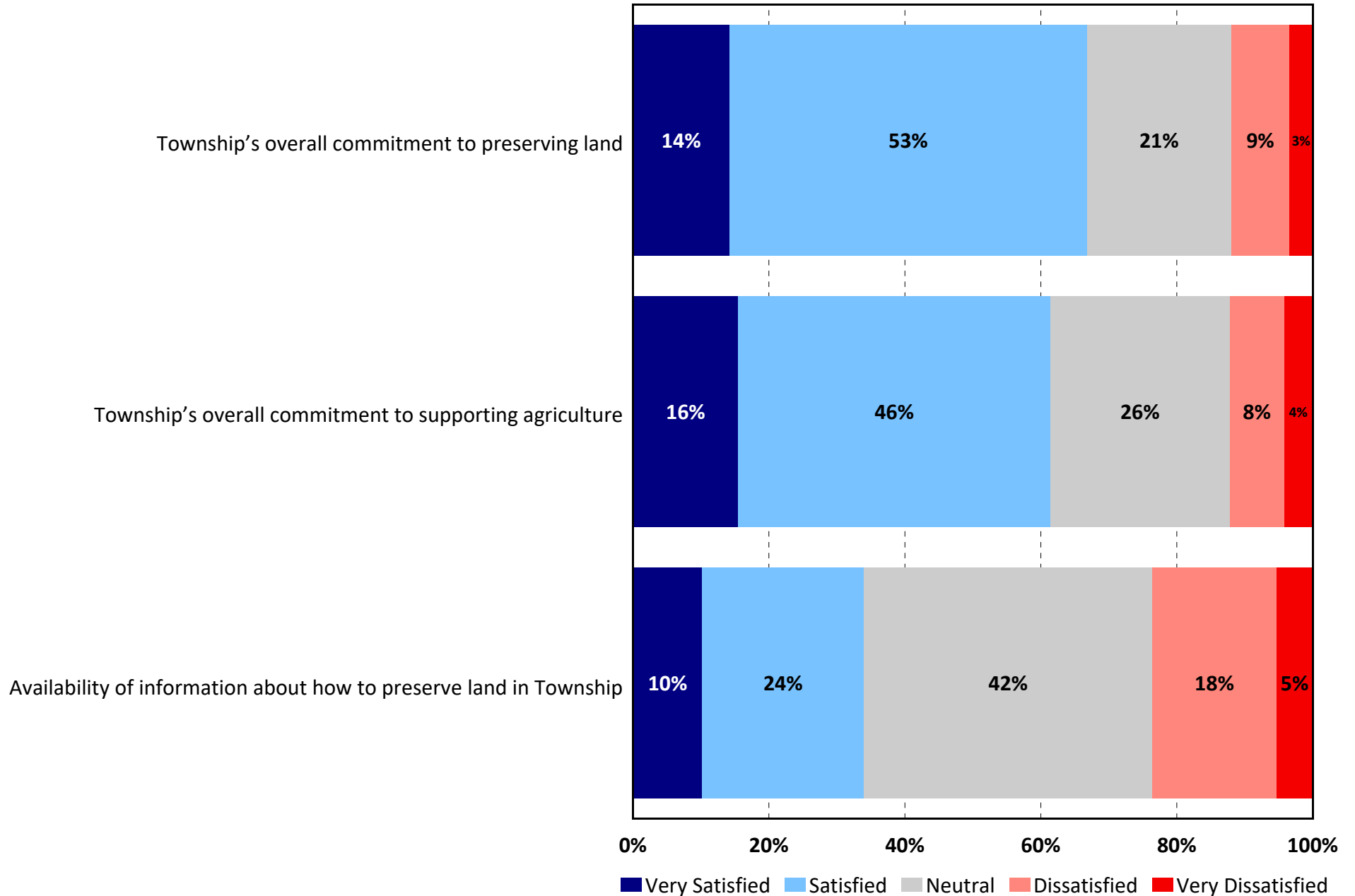
Q5. Land Preservation and Agriculture

by percentage of respondents (excluding "don't know")



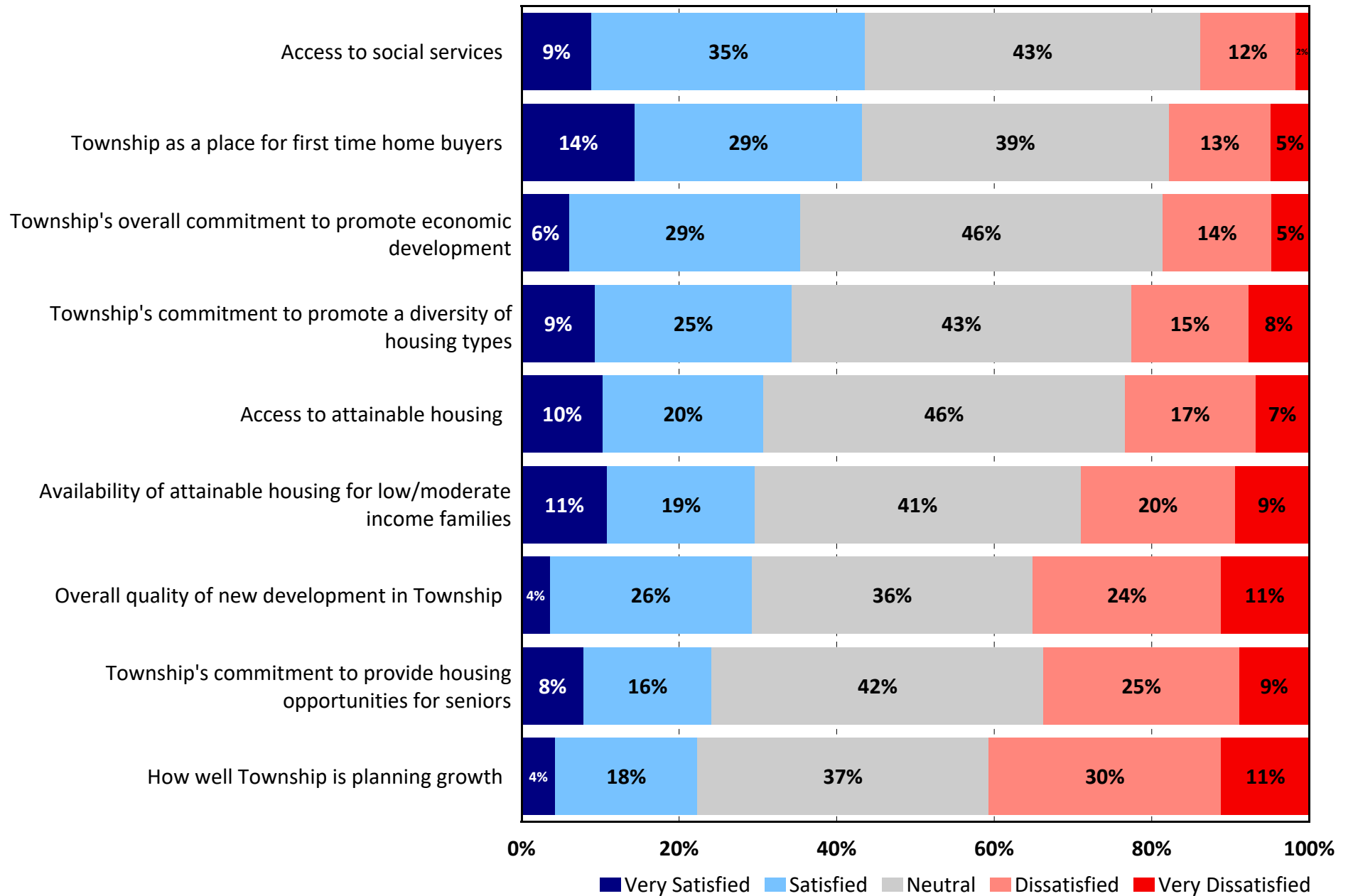
Q6. Land Preservation and Agriculture

by percentage of respondents (excluding "don't know")



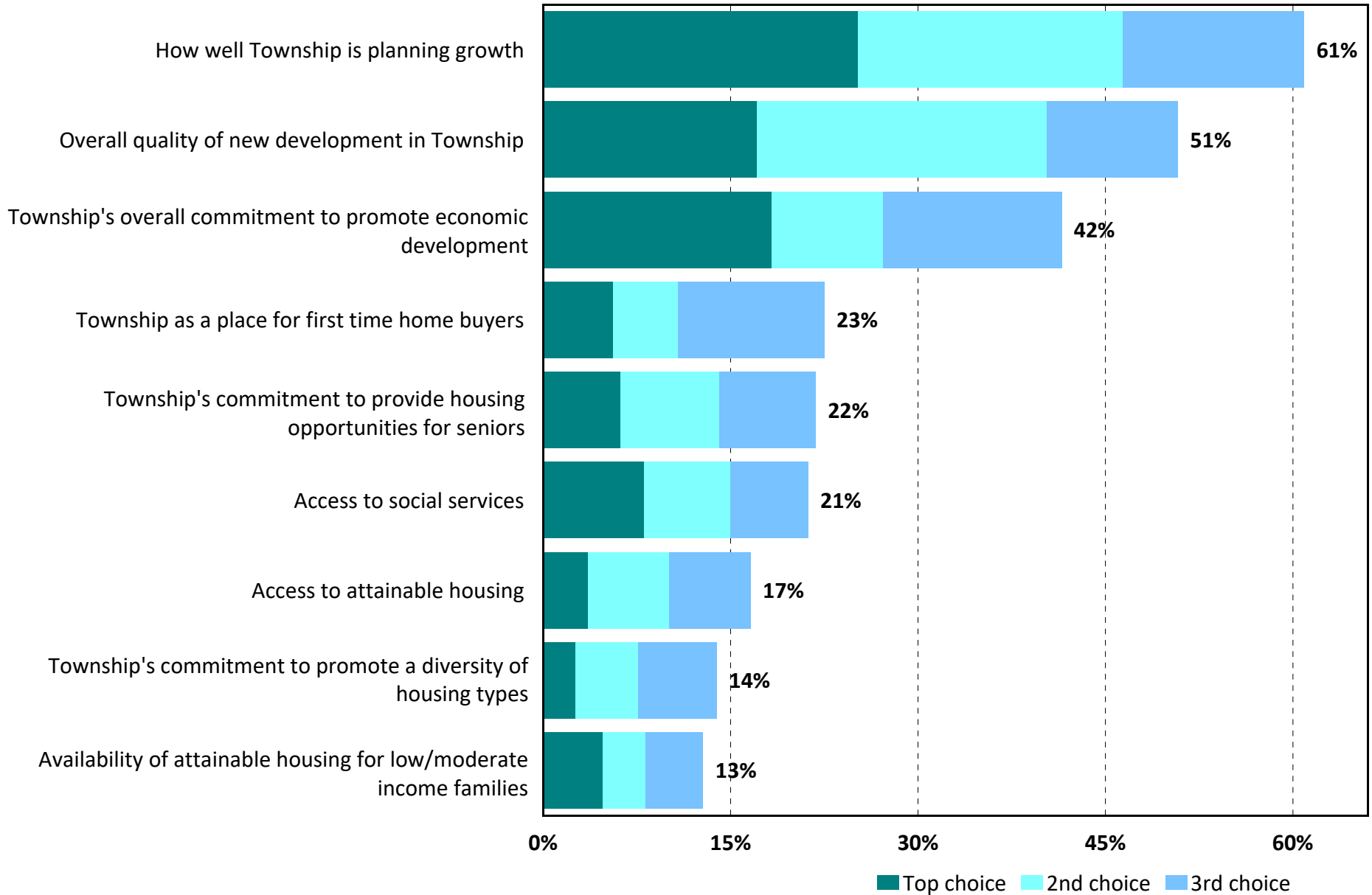
Q7. Economic Growth and Housing

by percentage of respondents (excluding "don't know")



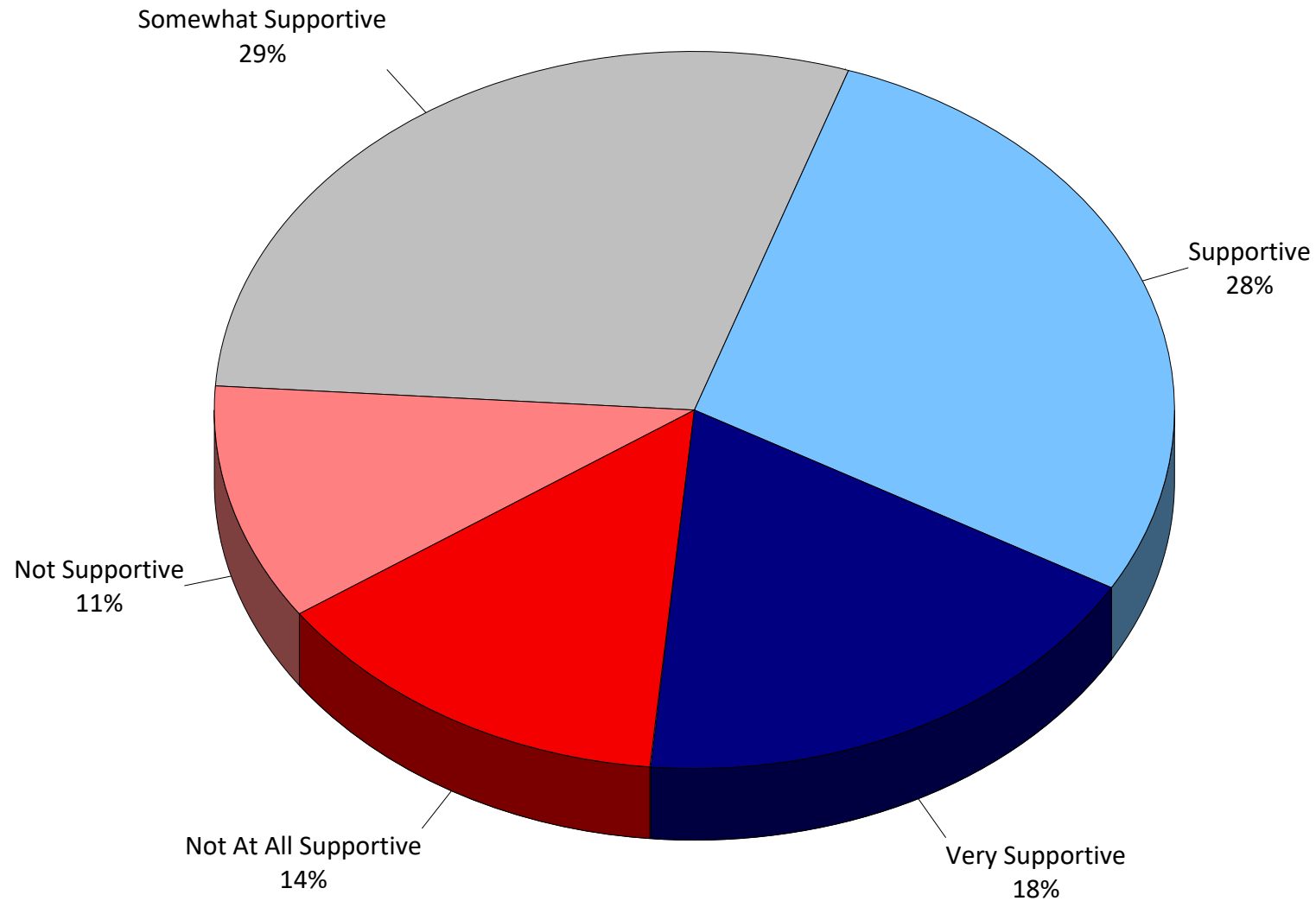
Q8. Which THREE of the items listed in Question 7 do you think should receive the MOST EMPHASIS from Township leaders over the next several years?

by percentage of respondents who selected the items as one of their top three choices



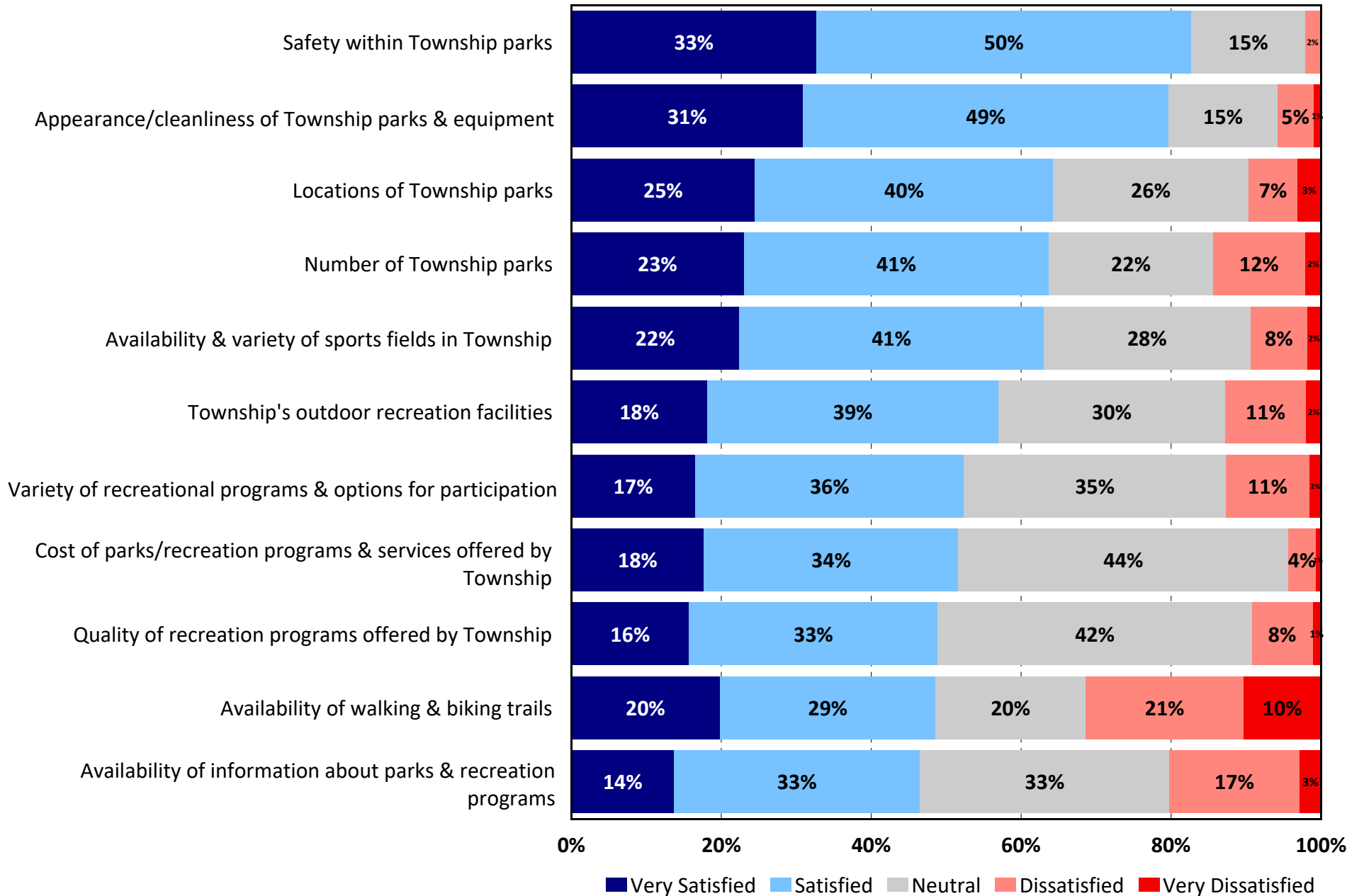
Q9. Support for revising zoning regulations to support revitalization in areas of the Township that do not meet residents' overall vision for that area

by percentage of respondents (excluding "don't know")



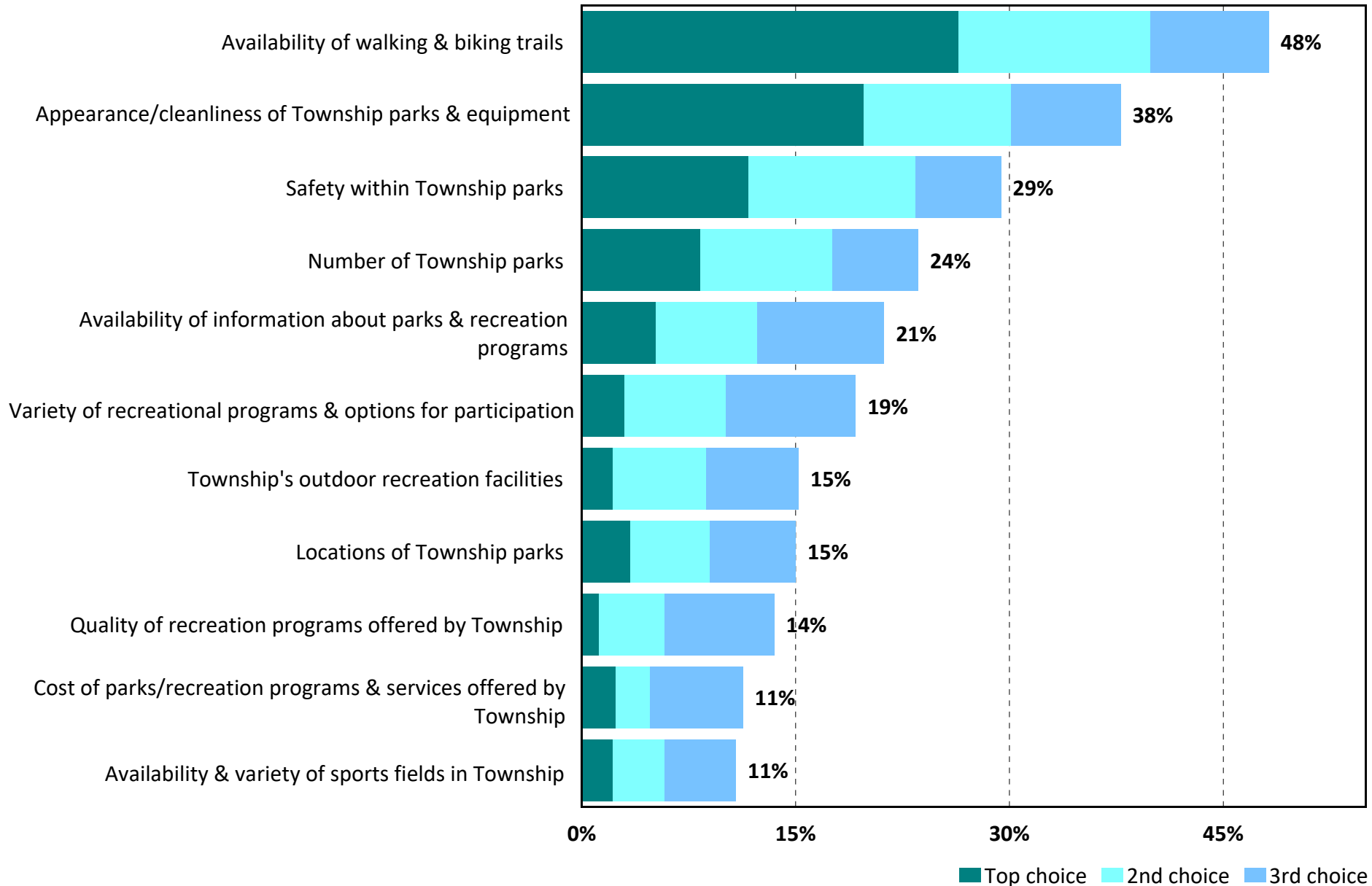
Q10. Parks and Recreation

by percentage of respondents (excluding "don't know")



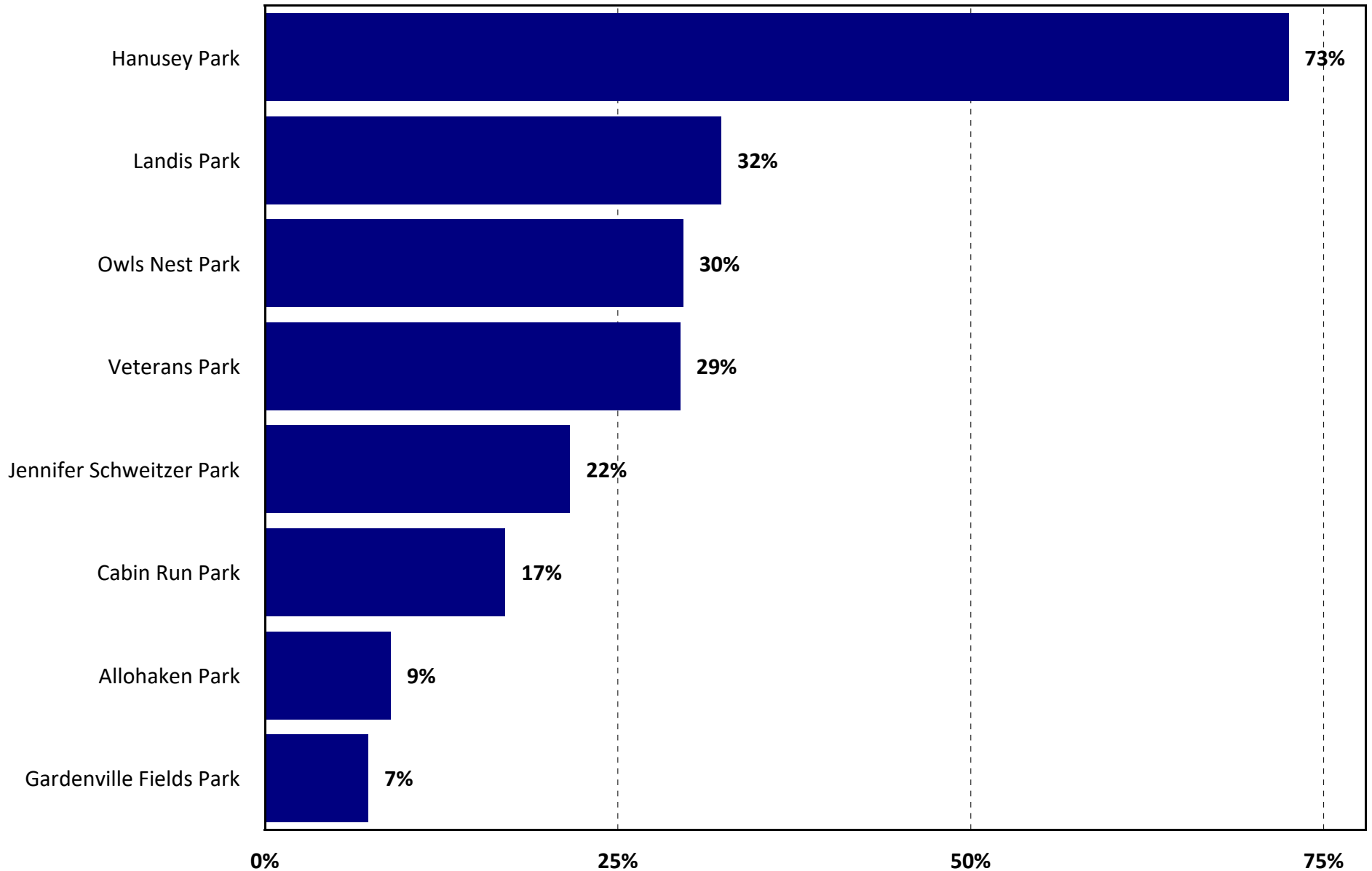
Q11. Which THREE of the items listed in Question 10 do you think should receive the MOST EMPHASIS from Township leaders over the next several years?

by percentage of respondents who selected the items as one of their top three choices



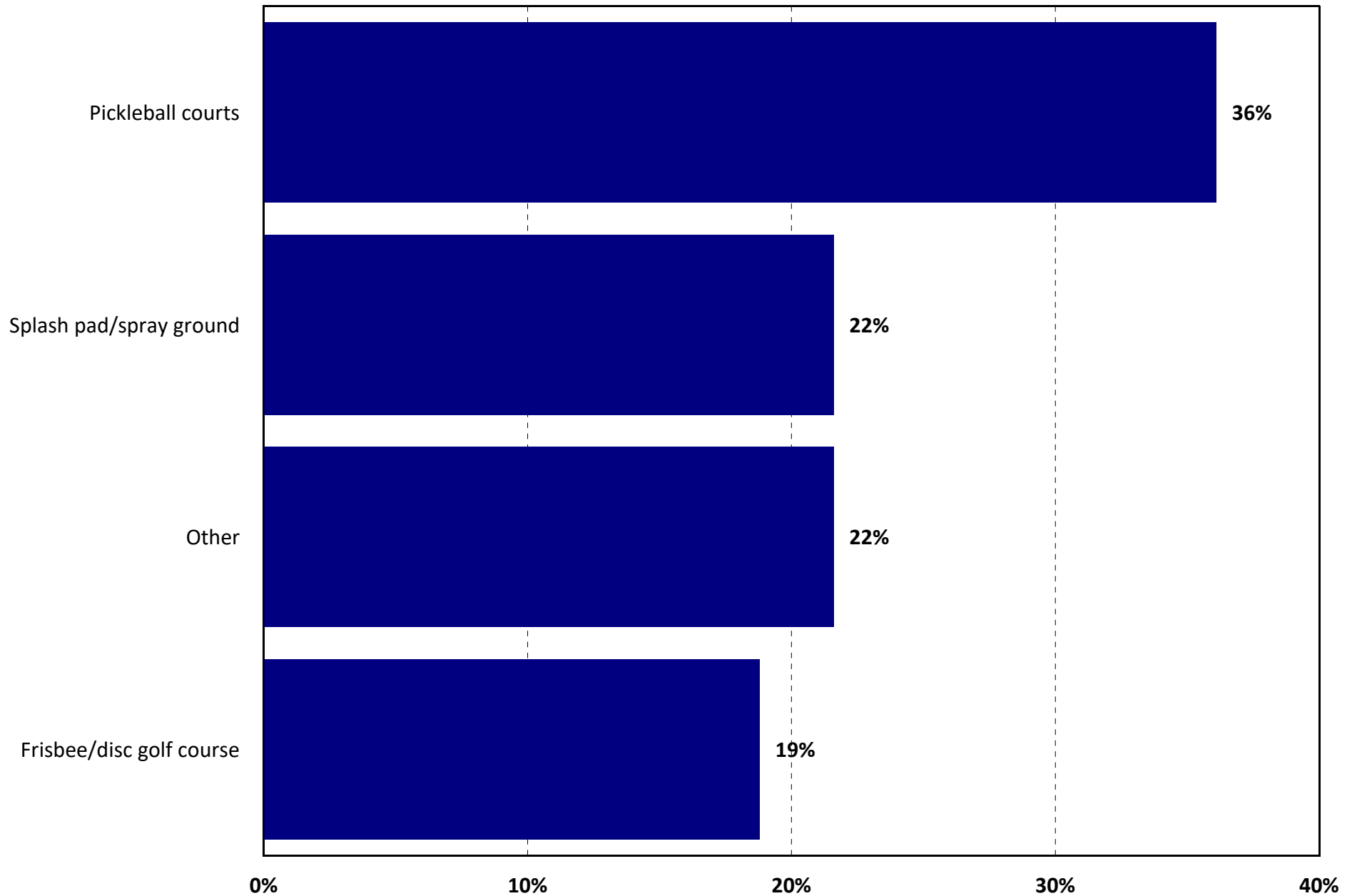
Q12. Please check all of the parks listed below that you or members of your household have used during the past 12 months.

by percentage of respondents (multiple selections could be made)



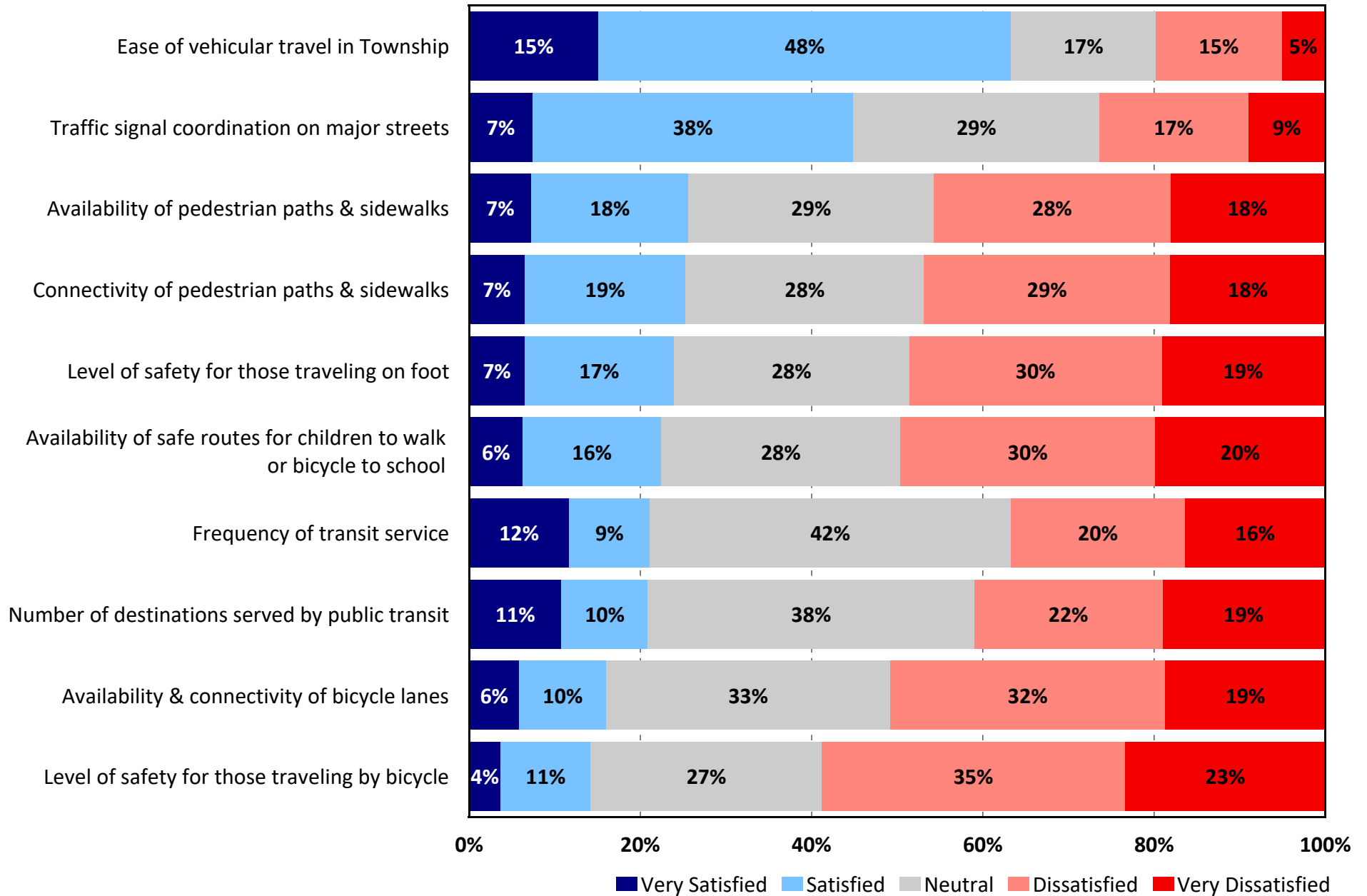
Q13. What additional amenities, if any, would you like to see in our park system?

by percentage of respondents (multiple selections could be made)



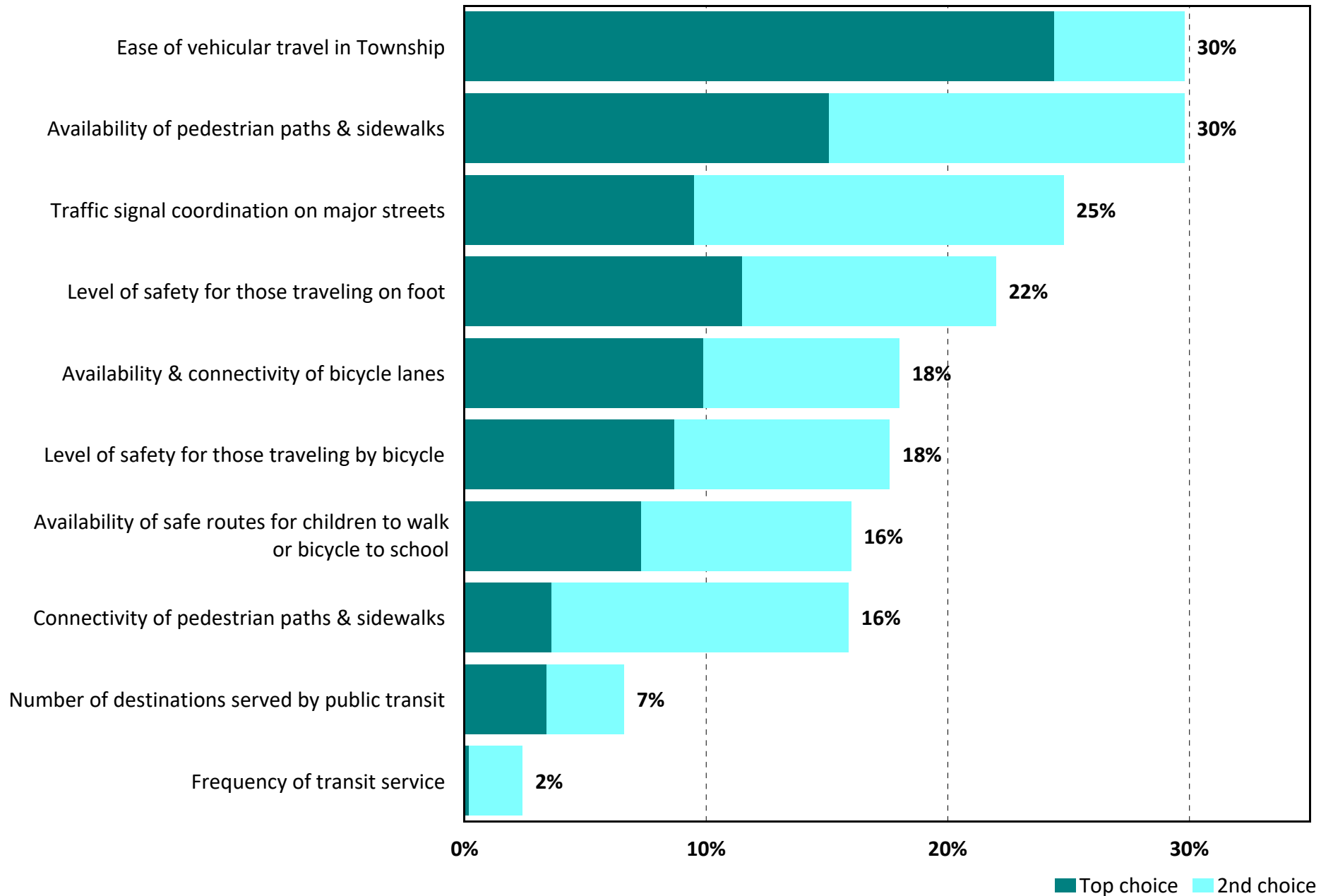
Q14. Transportation

by percentage of respondents (excluding "don't know")



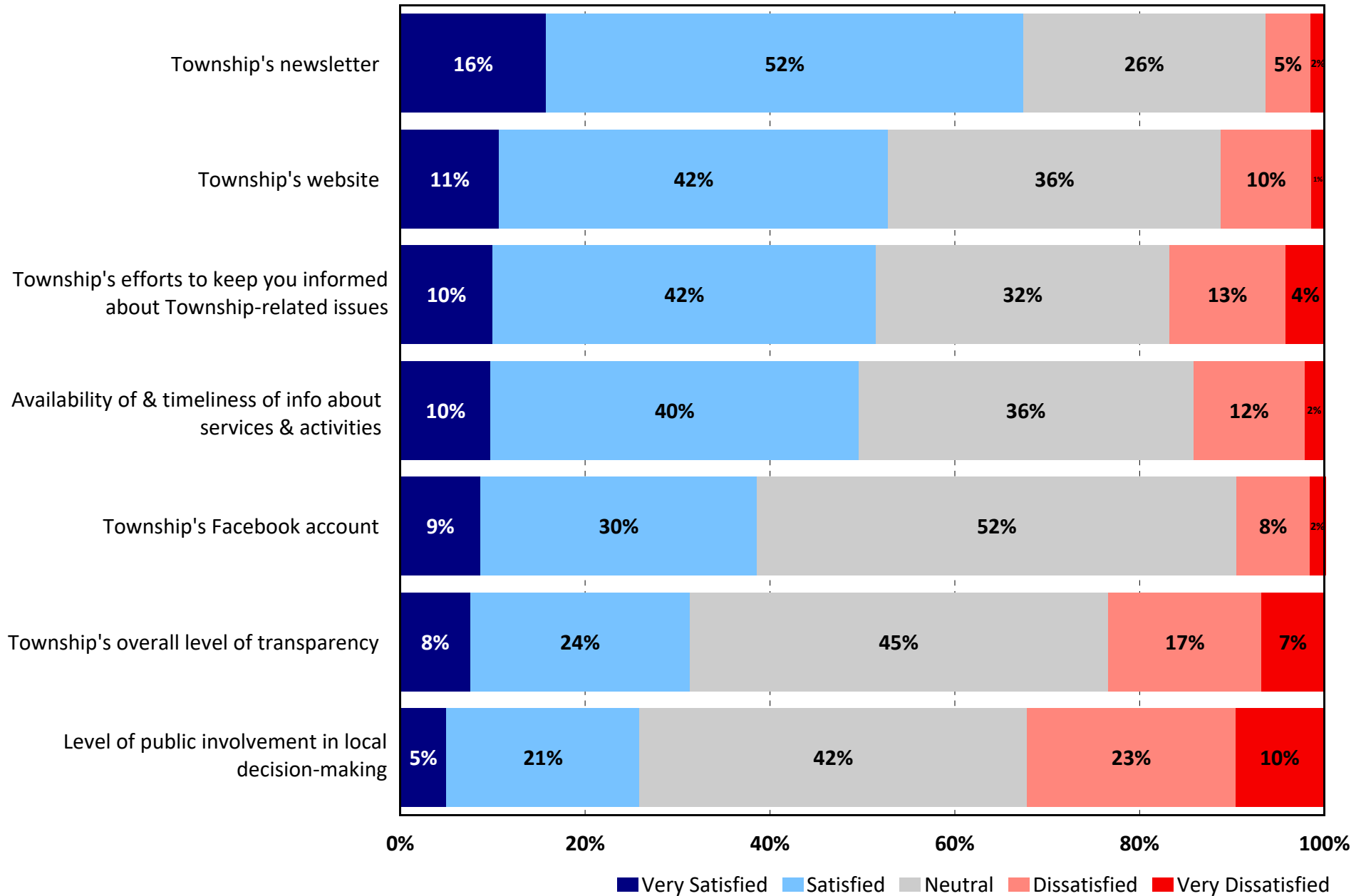
Q15. Transportation

by percentage of respondents who selected the items as one of their top two choices



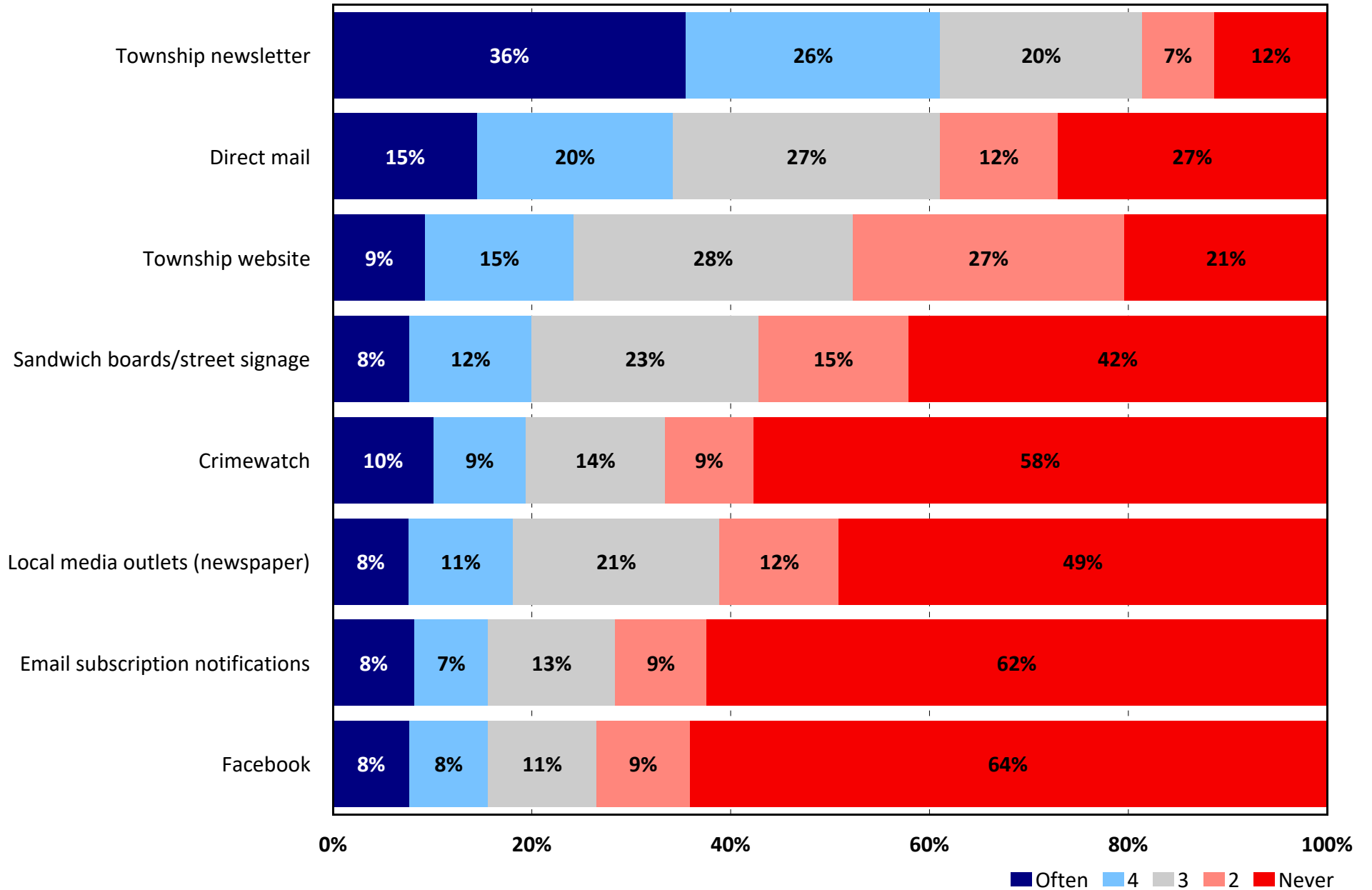
Q16. Public Engagement and Communication

by percentage of respondents (excluding "don't know")



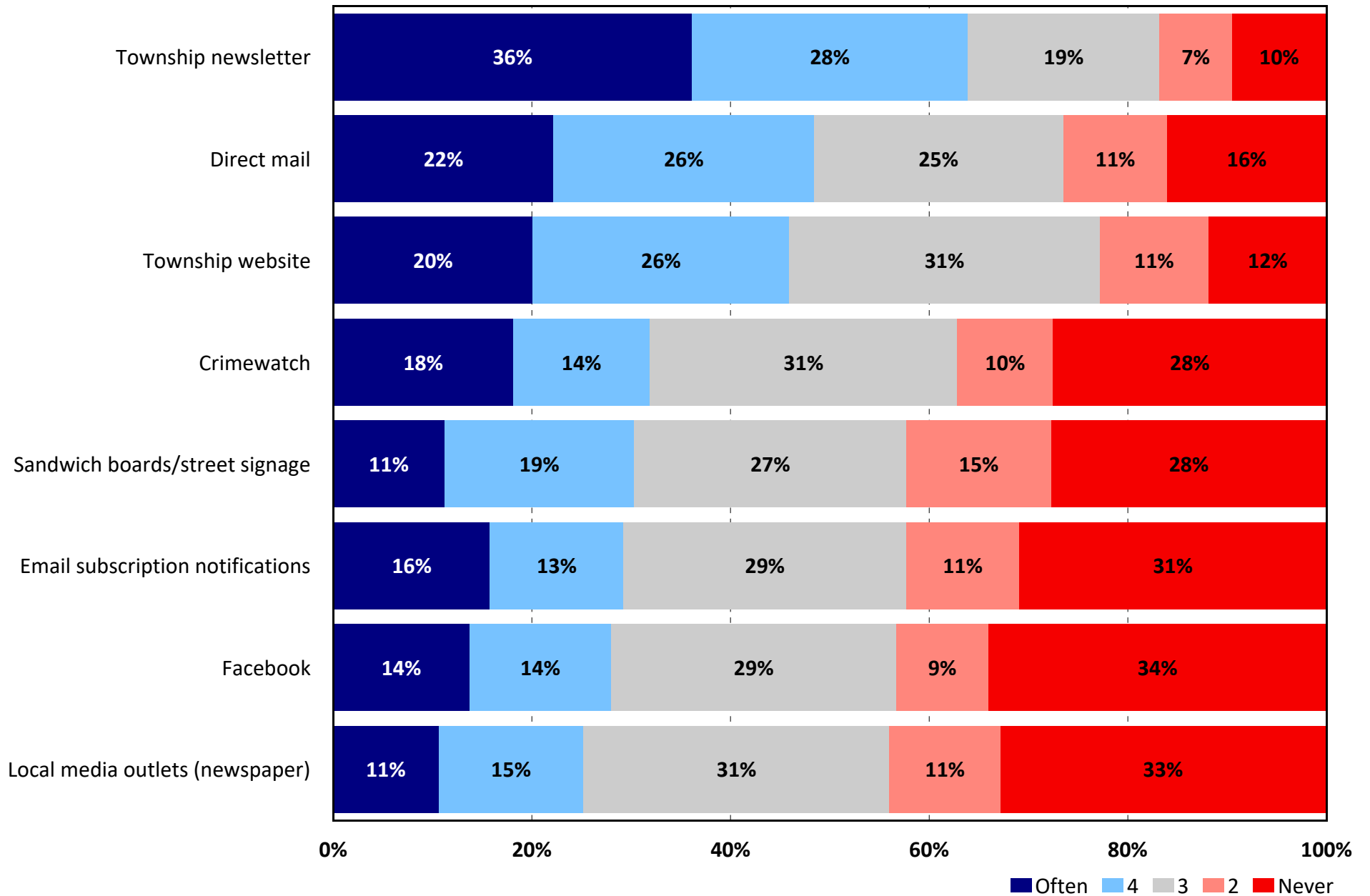
Q16. Usage of Township Communications

by percentage of respondents (excluding "don't know")



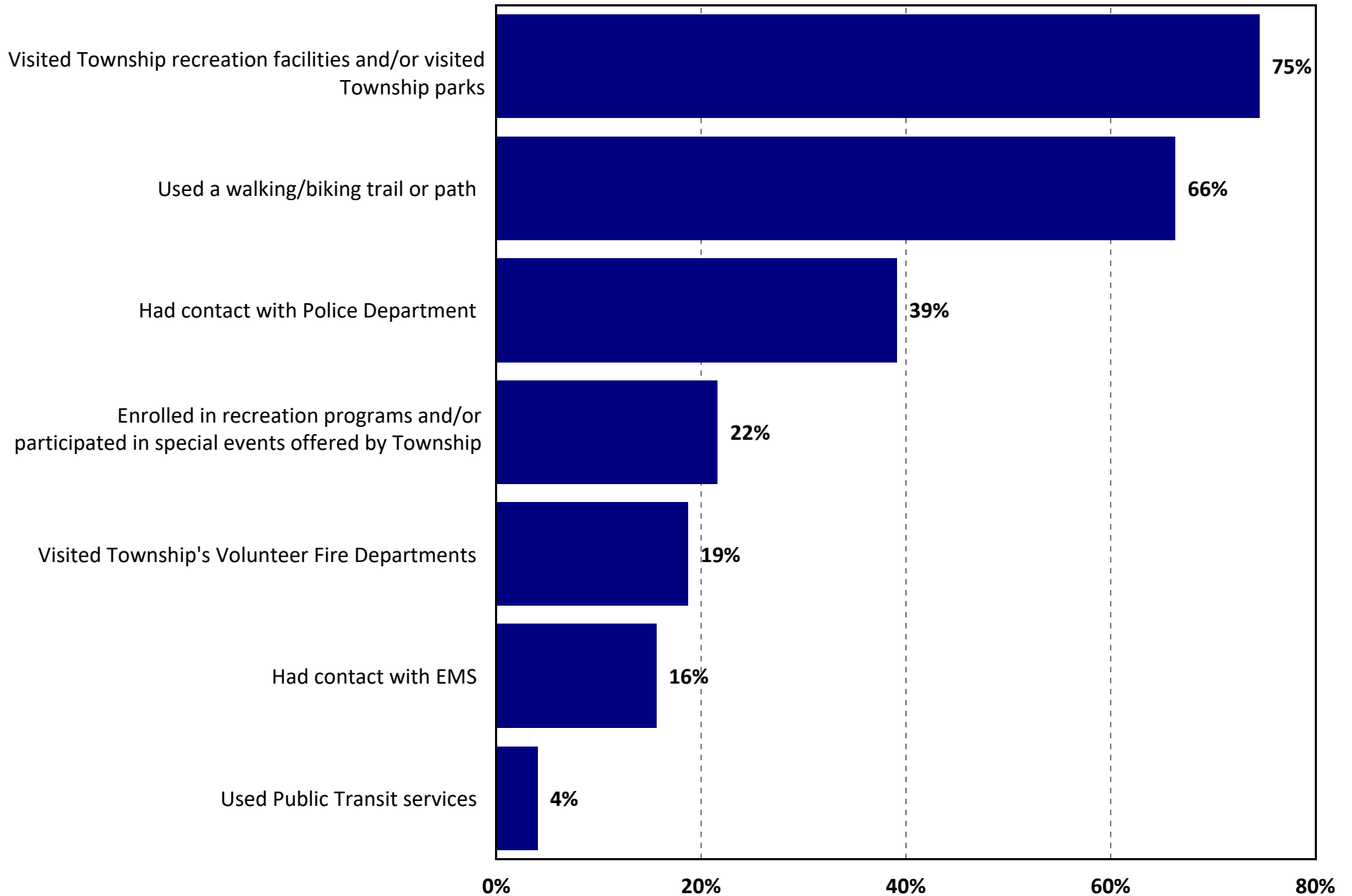
Q16. Effectiveness of Township Communications

by percentage of respondents (excluding "don't know")



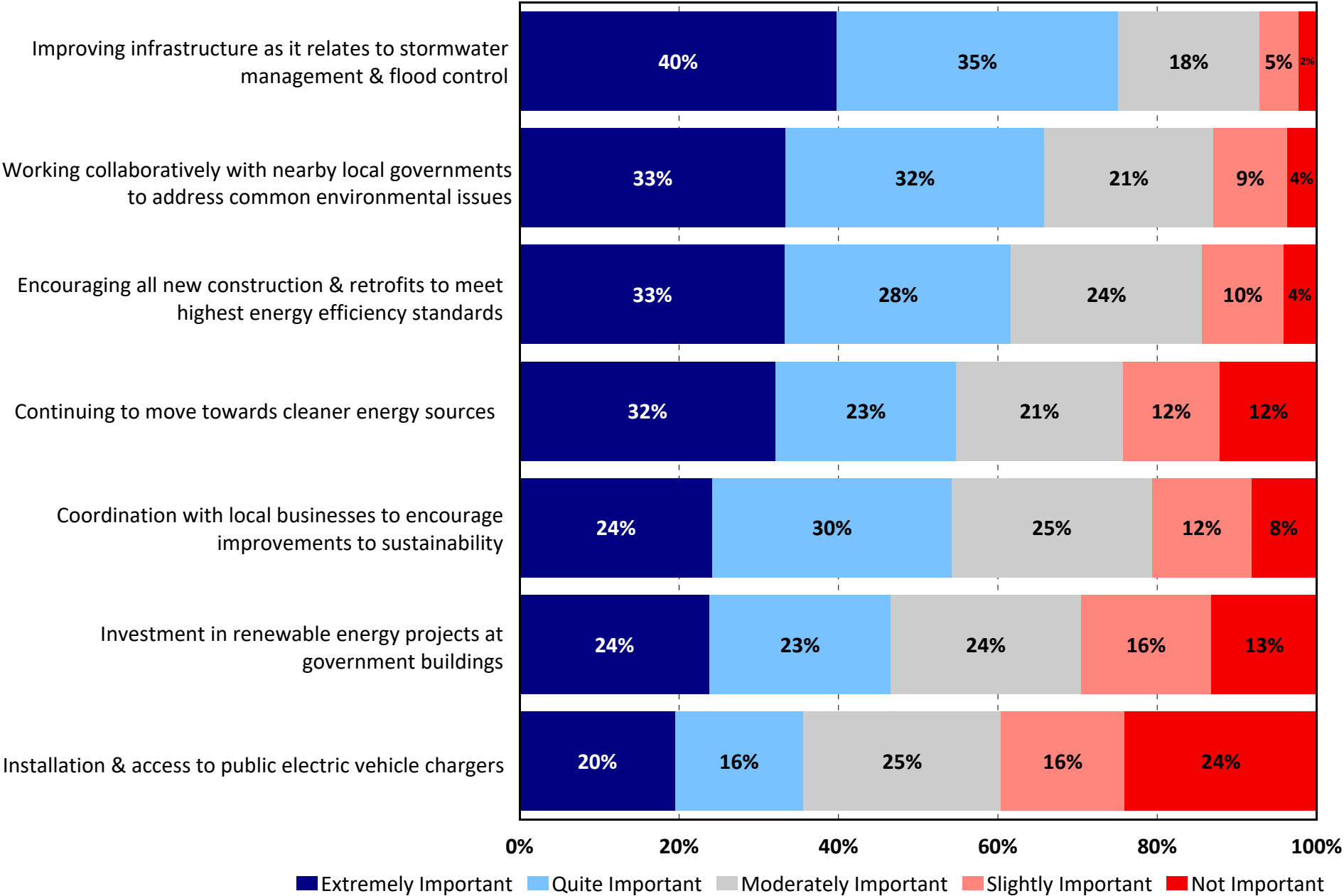
Q18. Please indicate if you used the service during the past 12 months.

by percentage of respondents who indicated they have used the service (multiple selections could be made)



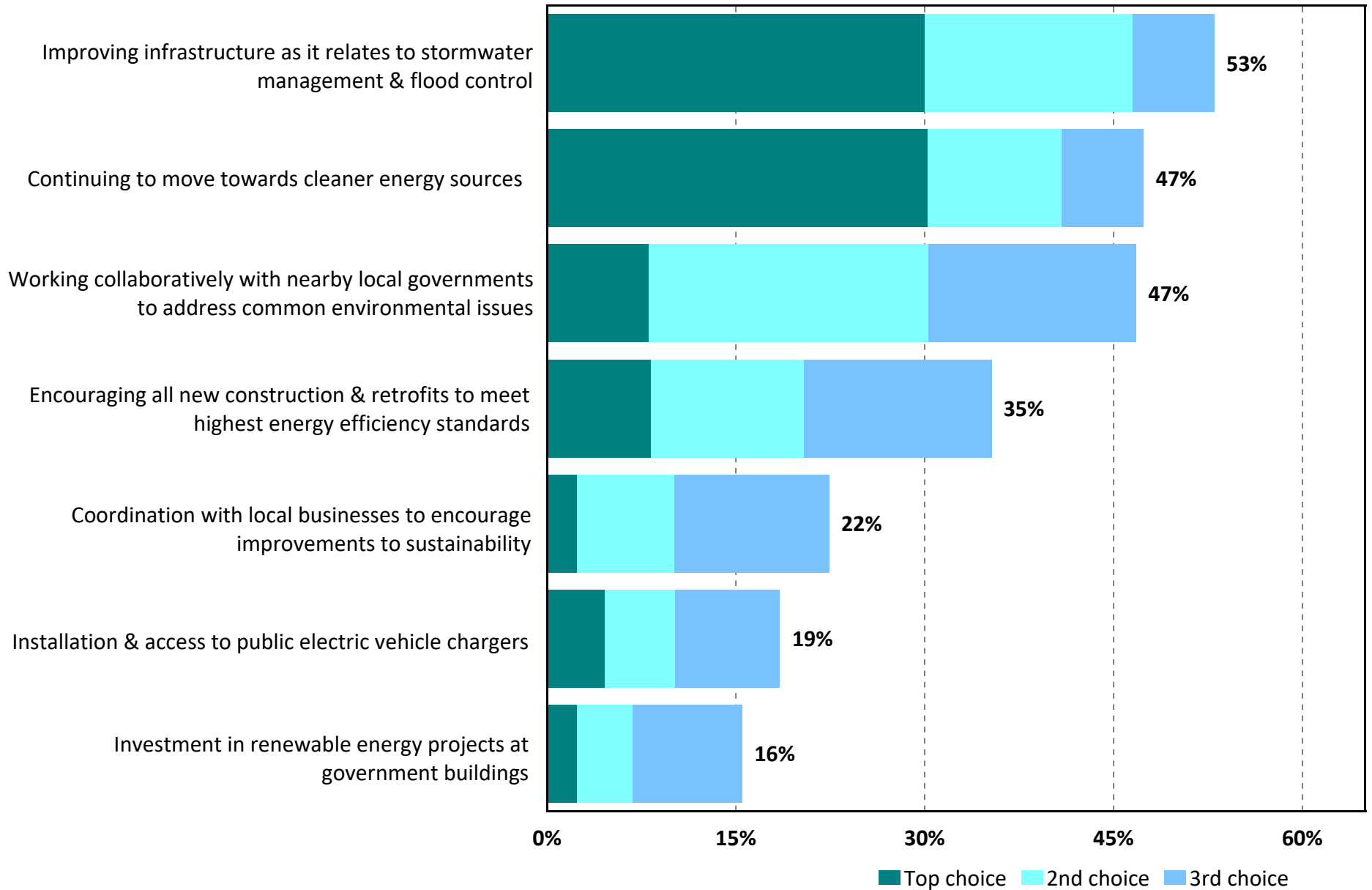
Q19. Clean Energy and Sustainability

by percentage of respondents (excluding "don't know")



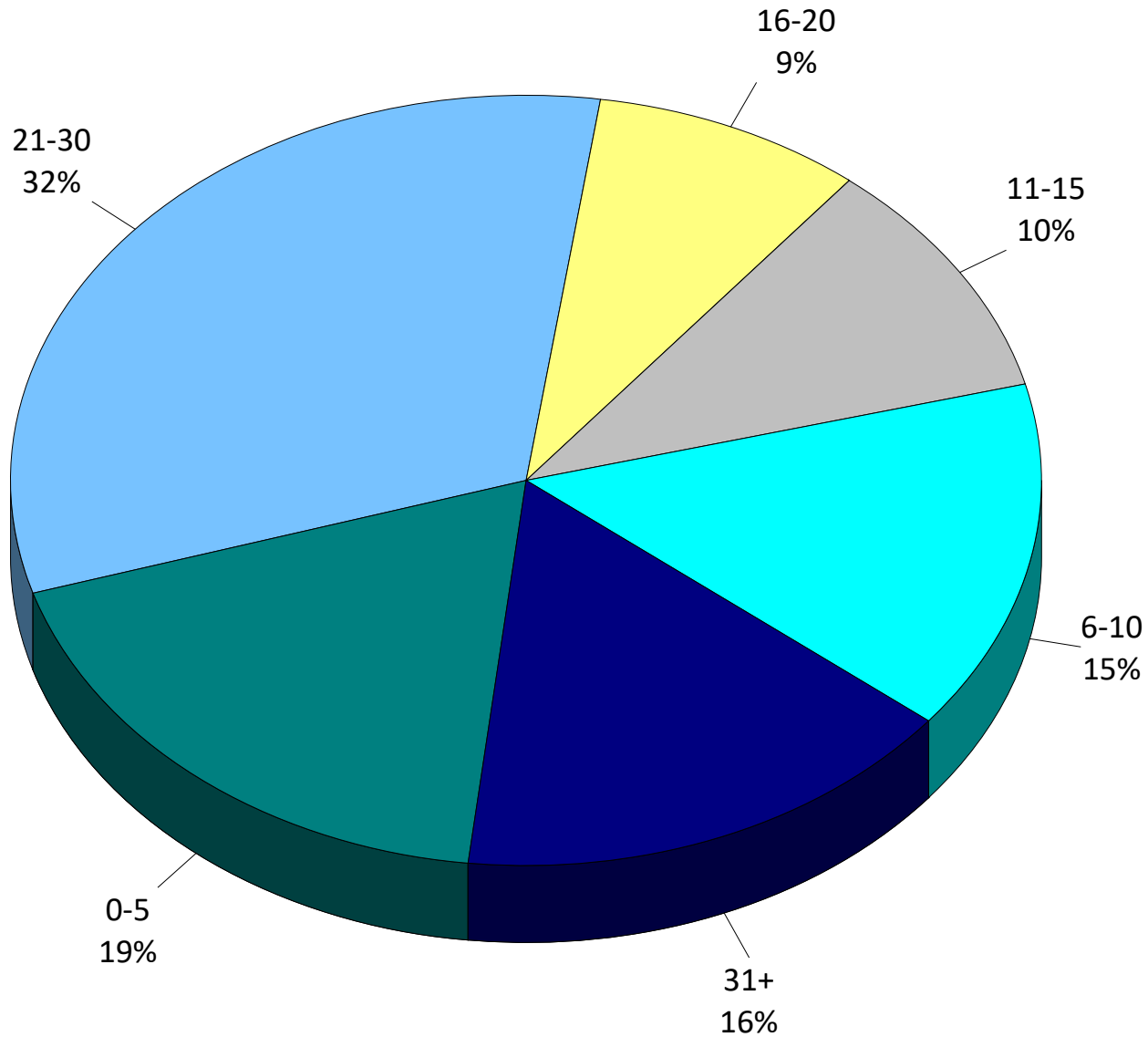
Q20. Which THREE of the clean energy and sustainability items do you think should receive the MOST EMPHASIS from Township leaders over the next several years?

by percentage of respondents who selected the items as one of their top three choices



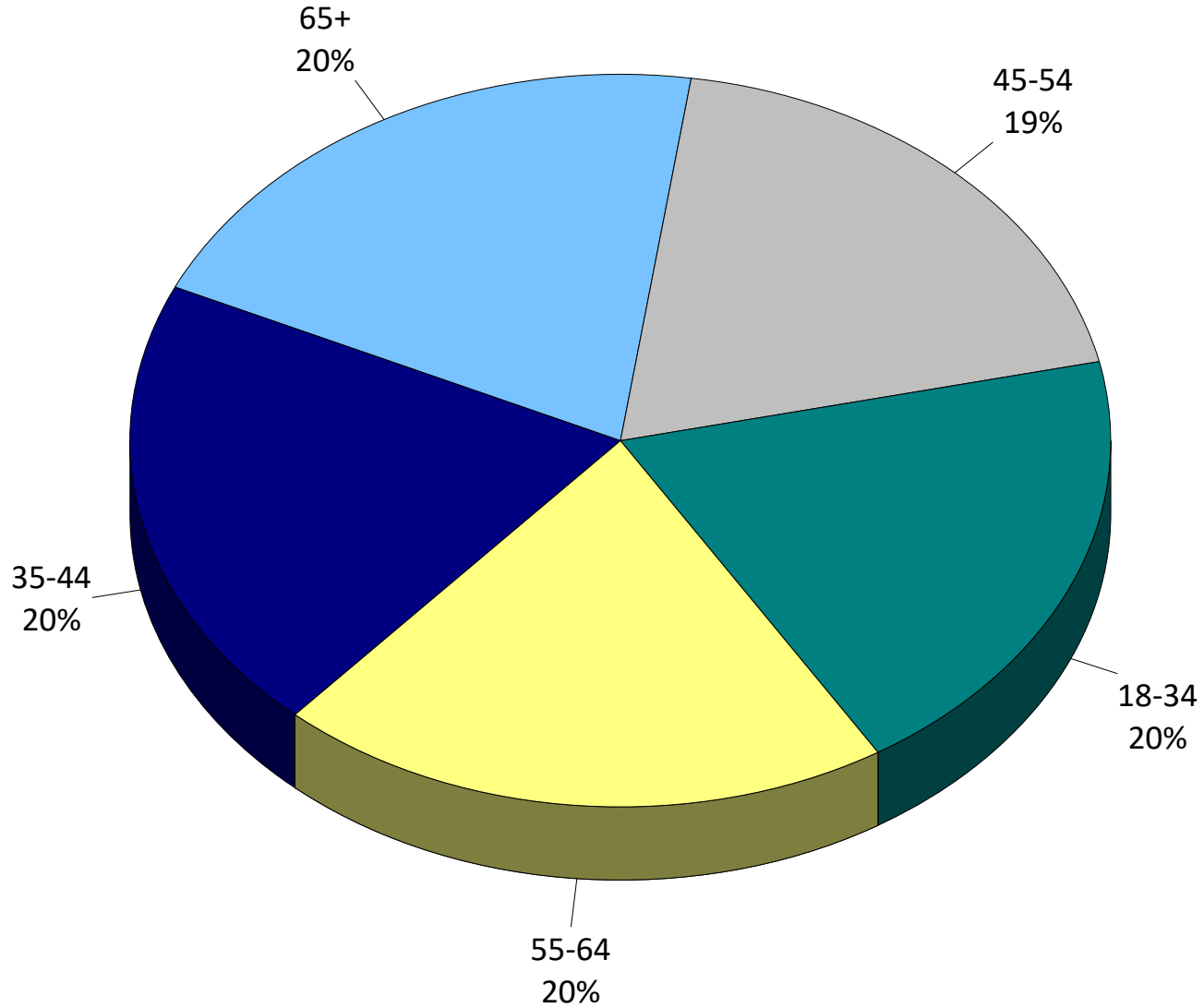
Q21. Approximately how many years have you lived in the Township?

by percentage of respondents (excluding "not provided")



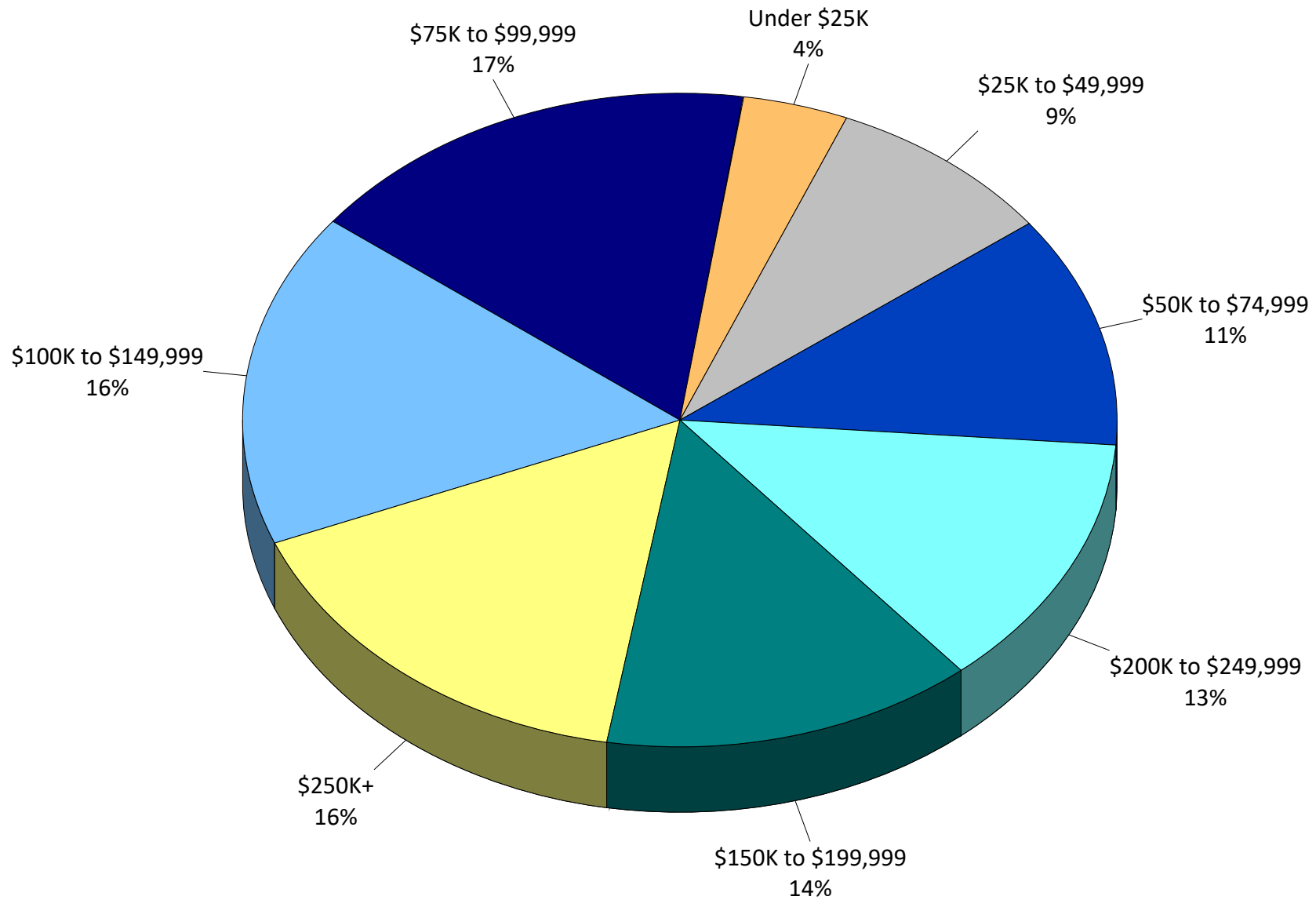
Q22. What is your age?

by percentage of respondents (excluding "not provided")



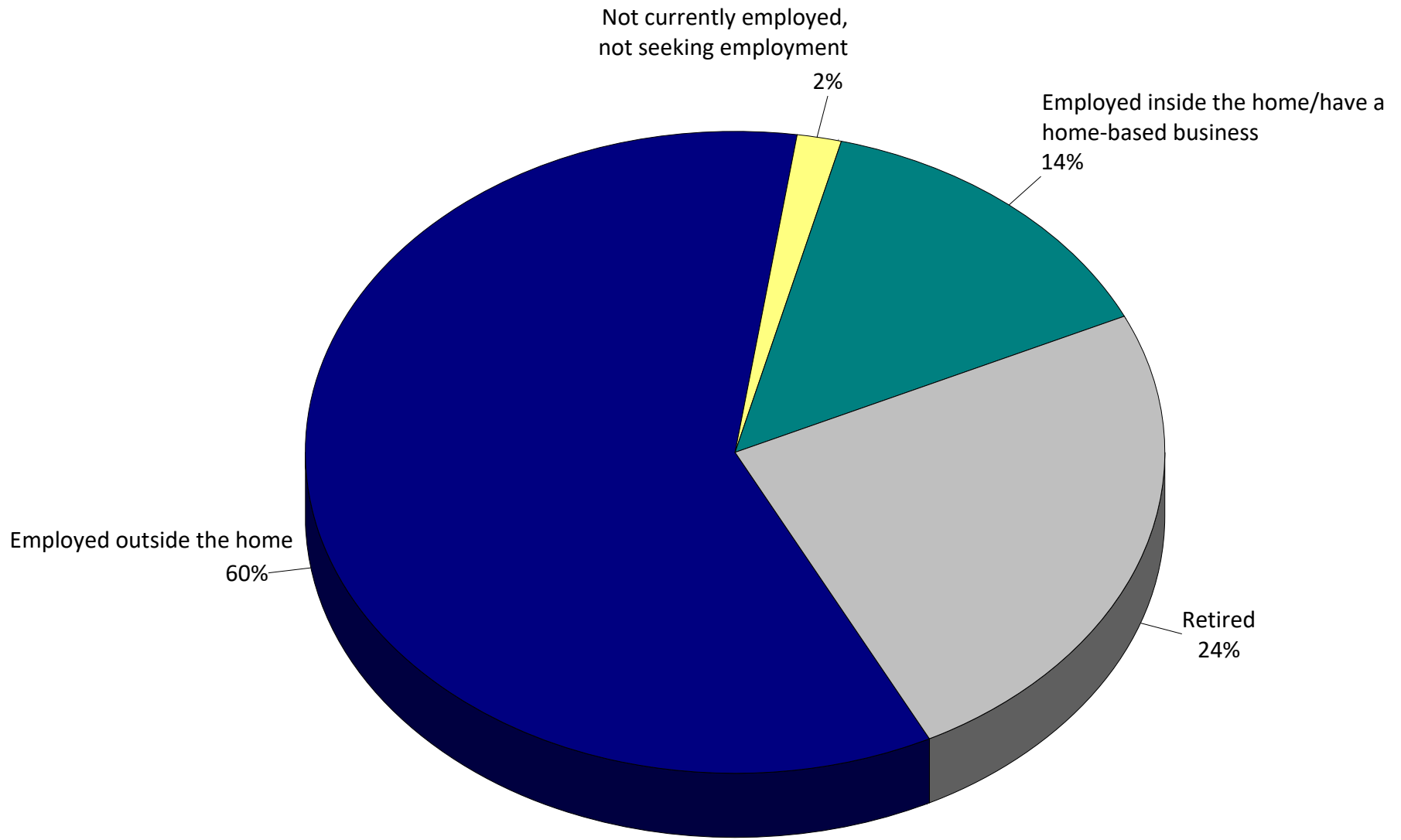
Q23. Would you say your total annual household income is...

by percentage of respondents (excluding "not provided")



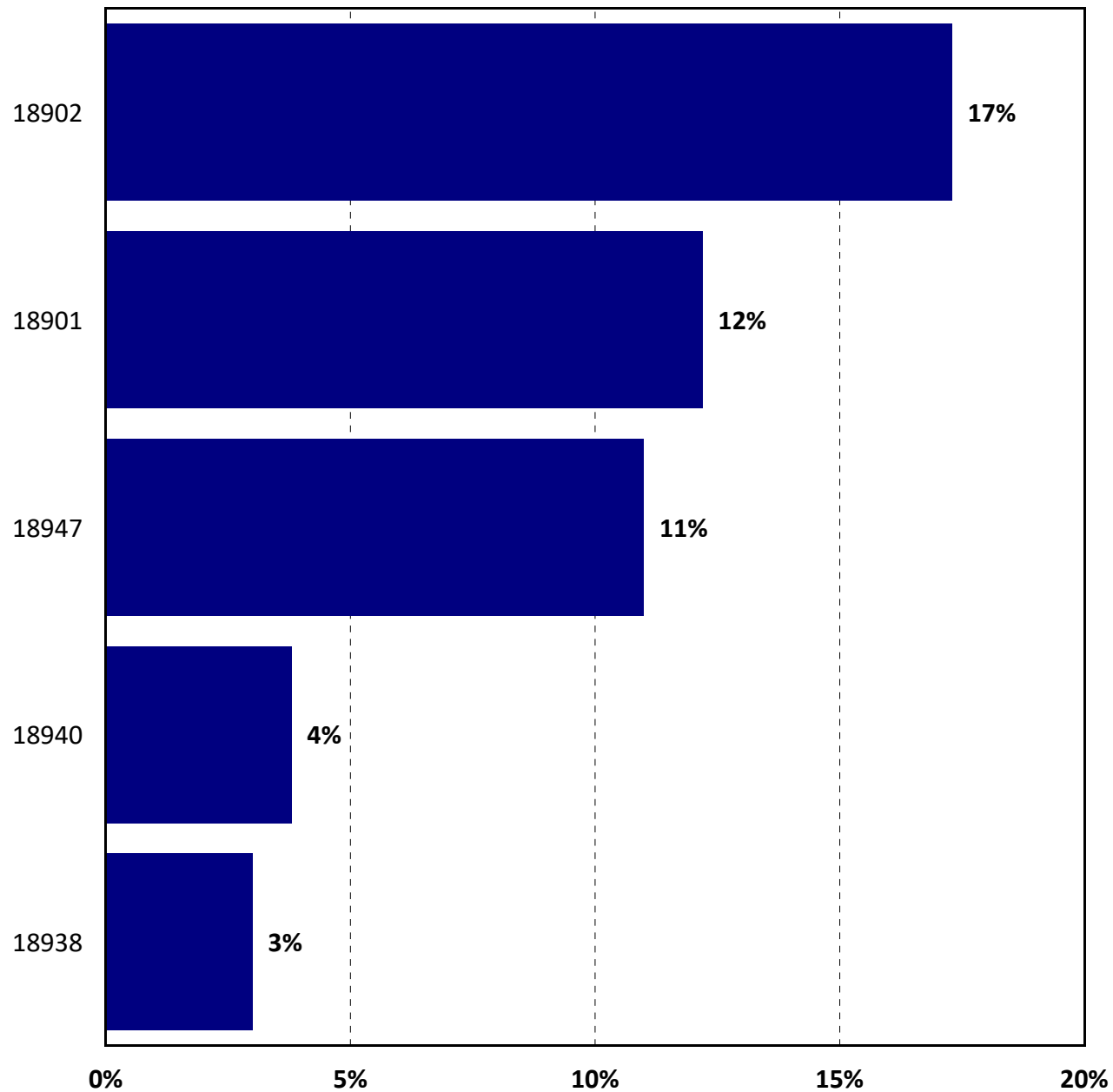
Q24. Which of the following best describes your current employment status?

by percentage of respondents (excluding "not provided")



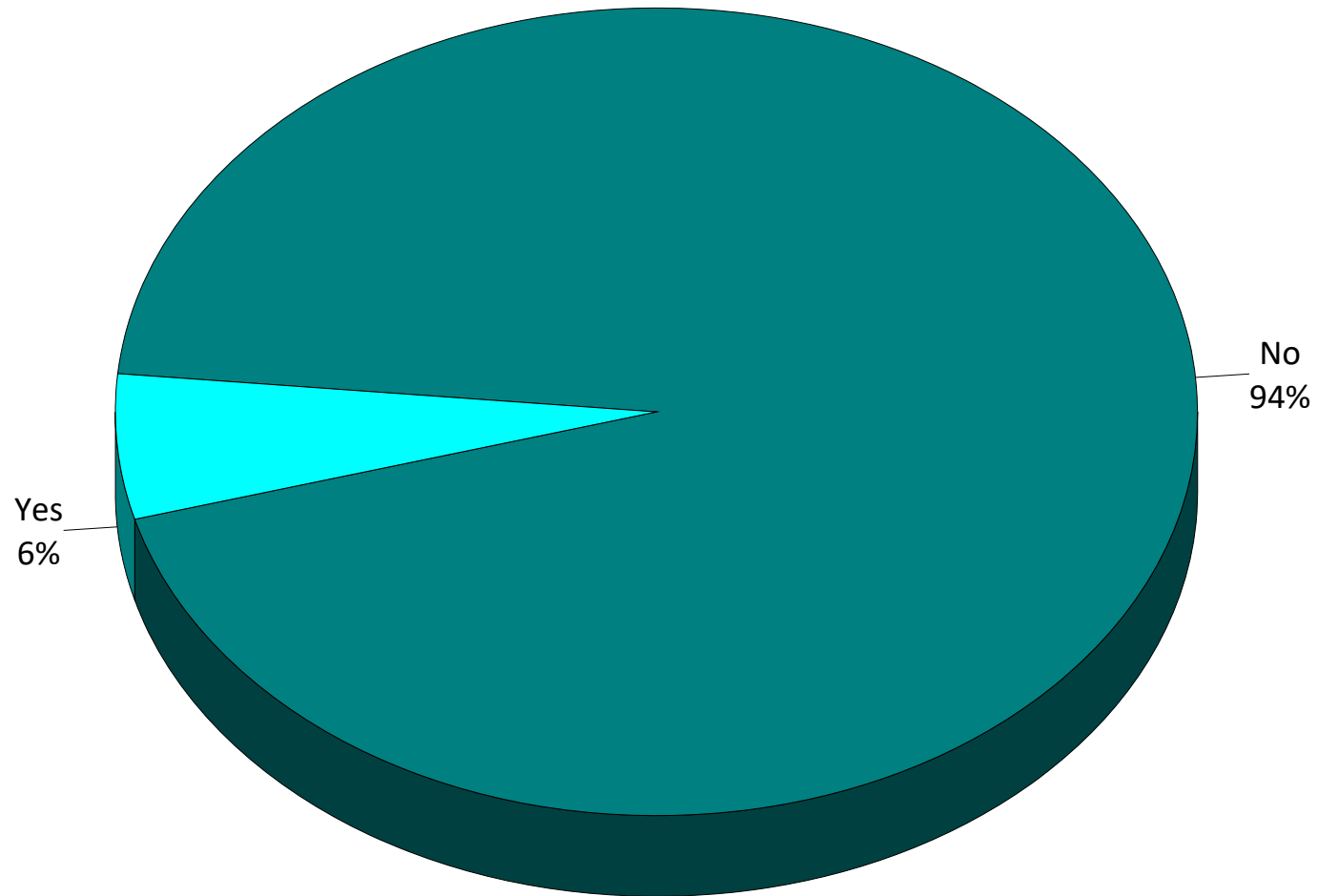
Q24a. What is the zip code of where you work or go to school?

by percentage of respondents (only top 5 shown)



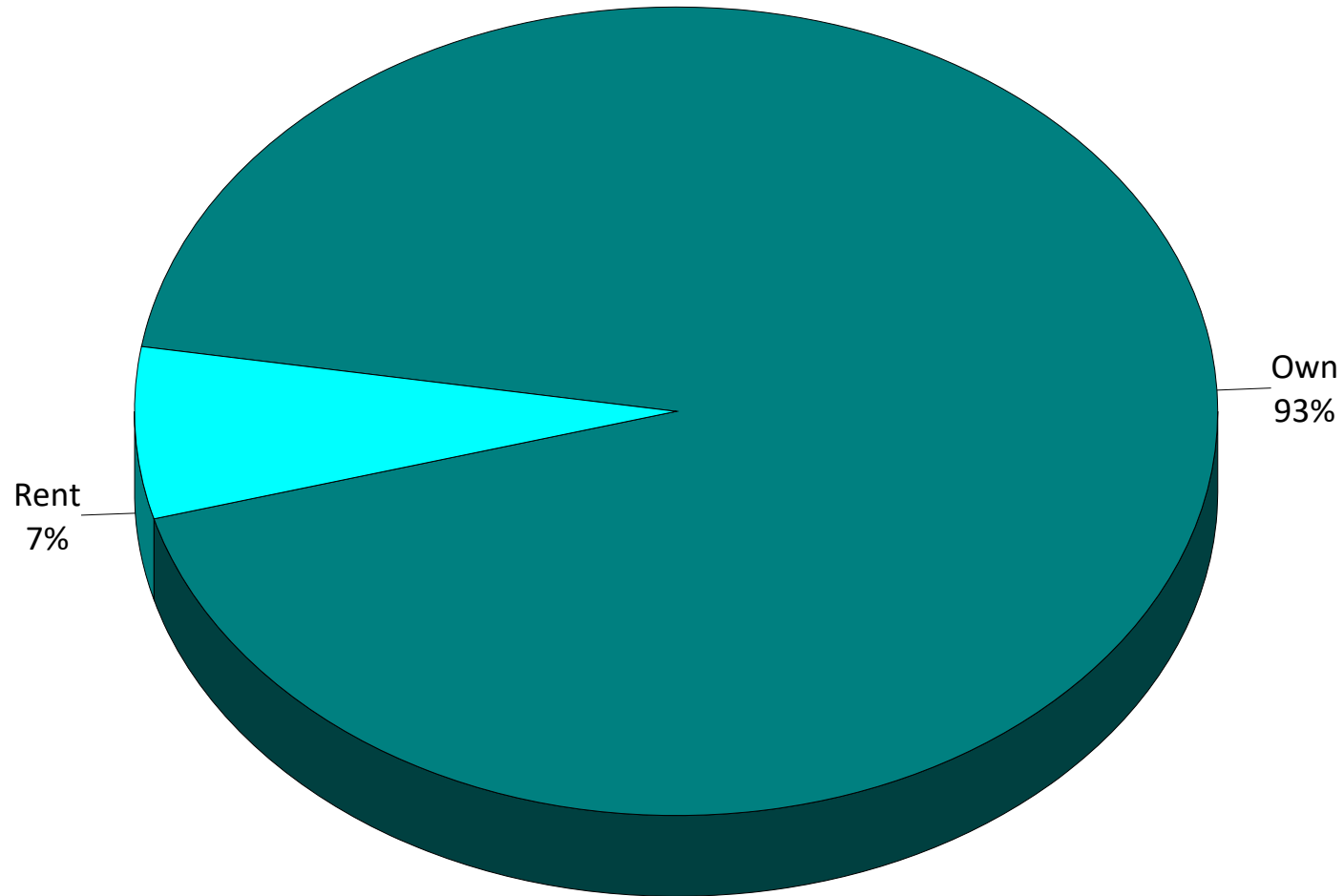
Q25. Do you actively farm land within the Township?

by percentage of respondents (excluding "not provided")



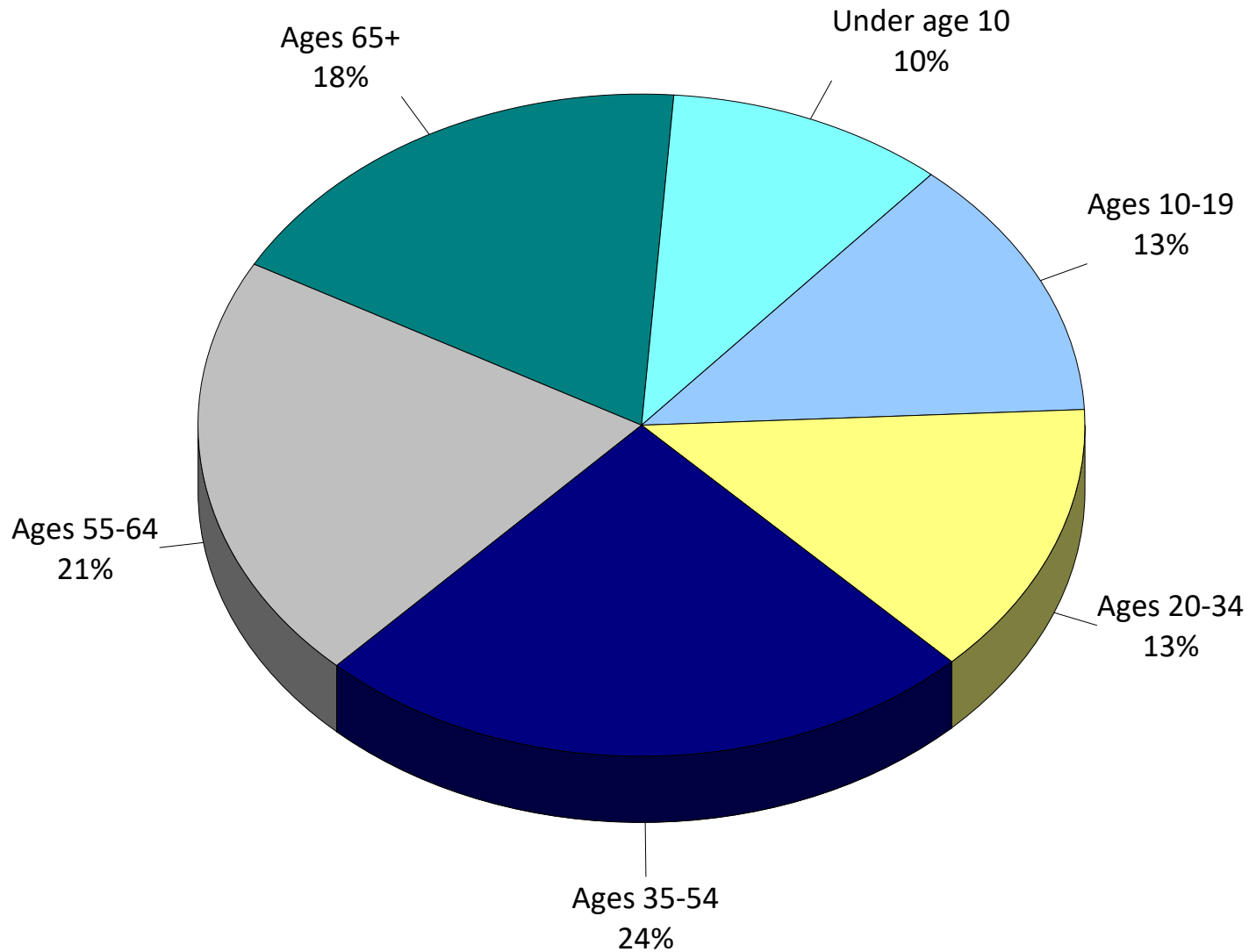
Q26. Do you own or rent your current residence?

by percentage of respondents (excluding "not provided")



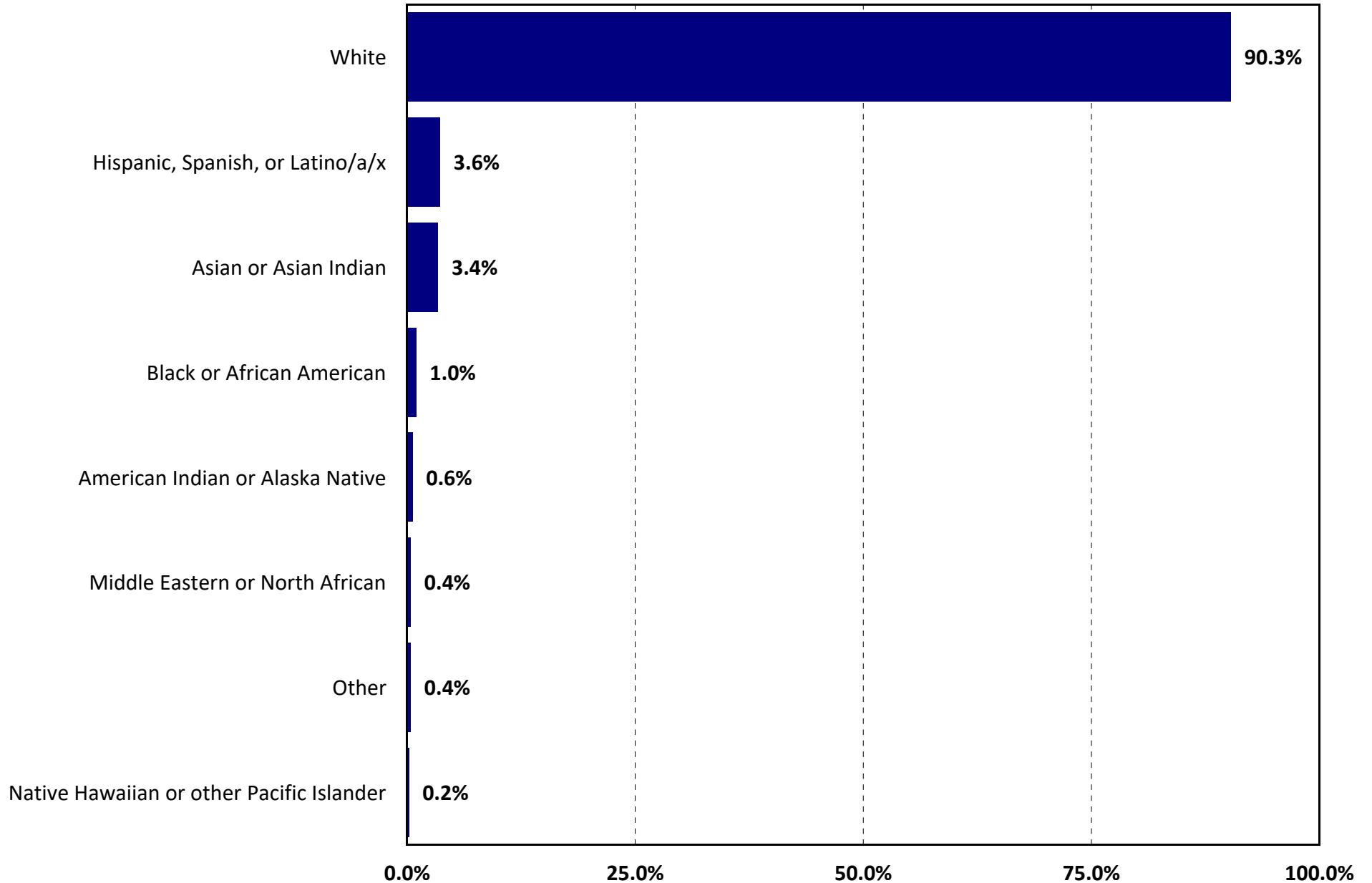
Q27. How many persons in your household (counting yourself), are in each of the following age groups?

by percentage of persons in household



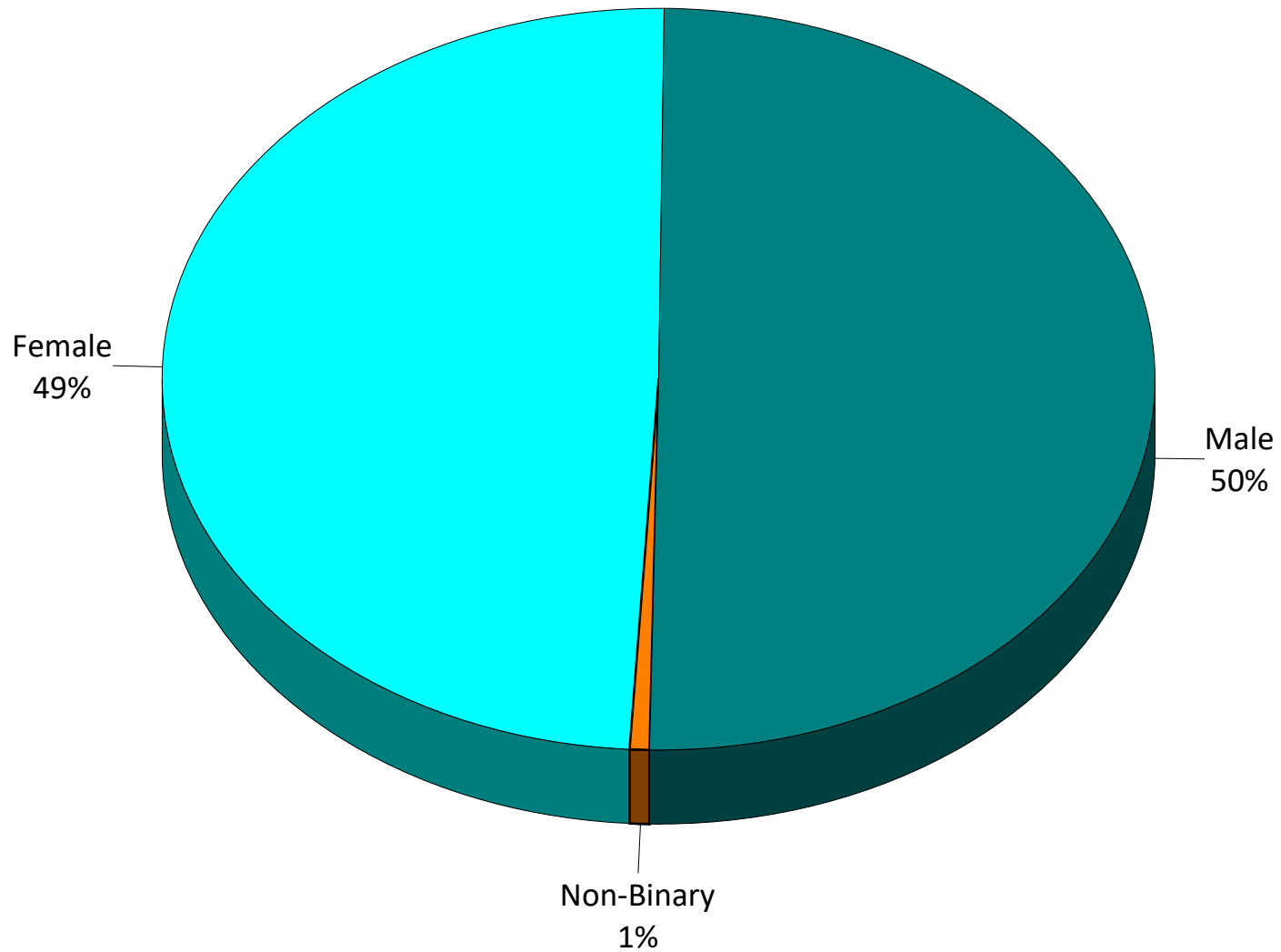
Q28. Which of the following best describes your race/ethnicity?

by percentage of respondents (multiple selections could be made)



Q29. What is your gender identity?

by percentage of respondents (excluding "prefer not to answer")





Importance- Satisfaction Rating

Importance-Satisfaction Analysis

Plumstead, PA

Overview

Today, township officials have limited resources which need to be targeted to actions that are of the most benefit to their citizens. Two of the most important criteria for decision making are (1) to target resources toward services of the highest importance to citizens; and (2) to target resources toward those services where citizens are the least satisfied.

The Importance-Satisfaction (IS) rating is a unique tool that allows public officials to better understand both of these highly important decision-making criteria for each of the services they are providing. The Importance-Satisfaction rating is based on the concept that public agencies will maximize overall resident satisfaction by emphasizing improvements in those areas where the level of satisfaction is relatively low, and the perceived importance of the service is relatively high.

Methodology

The rating is calculated by summing the percentage of responses for items selected as one of the most important items for the township to provide. The sum is then multiplied by 1 minus the percentage of respondents who indicated they were positively satisfied with the township's performance in the related area (the sum of the ratings of 4 and 5 on a 5-point scale excluding "Don't Know" responses). "Don't Know" responses are excluded from the calculation to ensure the satisfaction ratings among service categories are comparable. $[IS = \text{Importance} \times (1 - \text{Satisfaction})]$.

Example of the Calculation: Respondents were asked to identify the aspects of Parks and Recreation they think are most important. Forty-eight percent (48%) of respondents selected *availability of walking and biking trails* as one of the most important aspects of parks and recreation.

Regarding satisfaction, 49% of respondents surveyed rated the township's overall performance in the *availability of walking and biking trails*, as a "4" or "5" on a 5-point scale (where "5" means "Very Satisfied") excluding "Don't Know" responses. The I-S rating for *availability of walking and biking trails* was calculated by multiplying the sum of the most important percentages by 1 minus the sum of the satisfaction percentages. In this example 48% was multiplied by 51% (1-0.49). This calculation yielded an I-S rating of 0.2477 which ranked 1st out of 11 parks and recreation aspects.

The maximum rating is 1.00 and would be achieved when 100% of the respondents select an item as one of their top three choices and 0% indicate they are positively satisfied with the delivery of the service.

The lowest rating is 0.00 and could be achieved under either of the following two situations:

- If 100% of the respondents were positively satisfied with the delivery of the service
- If none (0%) of the respondents selected the service as one for the three most important areas for the township to emphasize over the next five years.

Interpreting the Ratings

Ratings that are greater than or equal to 0.20 identify areas that should receive significantly more emphasis over the next two years. Ratings from 0.10 to 0.20 identify service areas that should receive increased emphasis. Ratings less than 0.10 should continue to receive the current level of emphasis.

- *Definitely Increase Emphasis* ($IS \geq 0.20$)
- *Increase Current Emphasis* ($0.10 \leq IS < 0.20$)
- *Maintain Current Emphasis* ($IS < 0.10$)

The results for the Township of Plumstead are provided on the following pages.

2022 Importance-Satisfaction Rating Plumstead Township Economic Growth and Housing

Category of Service	Most Important %	Most Important Rank	Satisfaction %	Satisfaction Rank	Importance-Satisfaction Rating	I-S Rating Rank
Very High Priority (IS > .20)						
How well Township is planning growth	61%	1	22%	9	0.4732	1
Overall quality of new development in Township	51%	2	29%	7	0.3597	2
Township's overall commitment to promote economic development	42%	3	35%	3	0.2681	3
High Priority (IS .10-.20)						
Township's commitment to provide housing opportunities for seniors	22%	5	24%	8	0.1655	4
Township as a place for first time home buyers	22%	4	43%	2	0.1272	5
Access to social services	21%	6	44%	1	0.1196	6
Access to attainable housing	17%	7	31%	5	0.1157	7
Medium Priority (IS < .10)						
Township's commitment to promote a diversity of housing types	14%	8	34%	4	0.0913	8
Availability of attainable housing for low/moderate income families	13%	9	30%	6	0.0894	9

Note: The I-S Rating is calculated by multiplying the "Most Important" % by (1-'Satisfaction' %)

Most Important %:

The "Most Important" percentage represents the sum of the first, second, and third most important (items respondents think deserve the "greatest emphasis") responses for each item. Respondents were asked to identify the items they thought should receive the most emphasis from City leaders.

Satisfaction %:

The "Satisfaction" percentage represents the sum of the ratings "5" and "4" excluding 'don't knows.' Respondents ranked their level of satisfaction with each of the items on a scale of 5 to 1 with "5" being Very Satisfied and "1" being Very Dissatisfied.

© 2023 DirectionFinder by ETC Institute

2022 Importance-Satisfaction Rating Plumstead Township Major Categories of Services

Category of Service	Most Important %	Most Important Rank	Satisfaction %	Satisfaction Rank	Importance-Satisfaction Rating	I-S Rating Rank
Very High Priority (IS >.20)						
Maintenance of Township streets & utilities	56%	1	58%	10	0.2369	1
Flow of motor vehicle traffic & congestion management on streets in Township	41%	2	49%	12	0.2070	2
Medium Priority (IS <.10)						
Parks & recreation system	28%	5	68%	6	0.0885	3
Planning & code enforcement	17%	8	53%	11	0.0782	4
Stormwater runoff/stormwater management system	19%	6	59%	8	0.0765	5
Effectiveness of communication with the public	17%	7	58%	9	0.0720	6
Snow removal	14%	9	75%	3	0.0335	7
Police services	30%	4	91%	2	0.0276	8
Water services	7%	11	68%	7	0.0226	9
Yardwaste/leaves/Christmas tree removal services	8%	10	71%	4	0.0220	10
Fire & emergency medical services	31%	3	95%	1	0.0162	11
Customer service by Township Administrative Staff & Public Works	5%	12	69%	5	0.0154	12

Note: The I-S Rating is calculated by multiplying the "Most Important" % by (1-'Satisfaction' %)

Most Important %:

The "Most Important" percentage represents the sum of the first, second, and third most important (items respondents think deserve the "greatest emphasis") responses for each item. Respondents were asked to identify the items they thought should receive the most emphasis from City leaders.

Satisfaction %:

The "Satisfaction" percentage represents the sum of the ratings "5" and "4" excluding 'don't knows.' Respondents ranked their level of satisfaction with each of the items on a scale of 5 to 1 with "5" being Very Satisfied and "1" being Very Dissatisfied.

© 2023 DirectionFinder by ETC Institute

2022 Importance-Satisfaction Rating Plumstead Township Parks and Recreation

Category of Service	Most Important %	Most Important Rank	Satisfaction %	Satisfaction Rank	Importance-Satisfaction Rating	I-S Rating Rank
Very High Priority (IS >.20)						
Availability of walking & biking trails	48%	11	49%	10	0.2477	1
High Priority (IS .10-.20)						
Availability of information about parks & recreation programs	21%	7	47%	11	0.1134	2
Medium Priority (IS <.10)						
Variety of recreational programs & options for participation	19%	6	52%	7	0.0914	3
Number of Township parks	24%	8	64%	4	0.0857	4
Appearance/cleanliness of Township parks & equipment	38%	10	80%	2	0.0769	5
Quality of recreation programs offered by Township	14%	3	49%	9	0.0690	6
Township's outdoor recreation facilities	15%	5	57%	6	0.0658	7
Cost of parks/recreation programs & services offered by Township	11%	2	52%	8	0.0547	8
Locations of Township parks	15%	4	64%	3	0.0532	9
Safety within Township parks	29%	9	83%	1	0.0509	10
Availability & variety of sports fields in Township	11%	1	63%	5	0.0396	11

Note: The I-S Rating is calculated by multiplying the "Most Important" % by (1-'Satisfaction' %)

Most Important %:

The "Most Important" percentage represents the sum of the first, second, and third most important (items respondents think deserve the "greatest emphasis") responses for each item. Respondents were asked to identify the items they thought should receive the most emphasis from City leaders.

Satisfaction %:

The "Satisfaction" percentage represents the sum of the ratings "5" and "4" excluding 'don't knows.' Respondents ranked their level of satisfaction with each of the items on a scale of 5 to 1 with "5" being Very Satisfied and "1" being Very Dissatisfied.

© 2023 DirectionFinder by ETC Institute

2022 Importance-Satisfaction Rating

Plumstead Township

Perceptions of the Township

Category of Service	Most Important %	Most Important Rank	Satisfaction %	Satisfaction Rank	Importance-Satisfaction Rating	I-S Rating Rank
High Priority (IS .10-.20)						
Overall value that you receive for your tax dollars & fees	26%	3	55%	14	0.1188	1
Types of retail & entertainment establishments available	20%	5	48%	17	0.1053	2
Township's commitment to protecting historic & scenic resources	29%	2	65%	11	0.1006	3
Medium Priority (IS <.10)						
Beautification activities	17%	8	51%	16	0.0833	4
Township's promotion of demographic diversity in the community	8%	14	42%	18	0.0460	5
Upkeep of your neighborhood	14%	10	70%	9	0.0418	6
Enforcement of Township codes & ordinances	10%	12	60%	12	0.0389	7
Appearance & cleanliness of Township	16%	9	76%	7	0.0388	8
Township as a place to retire	10%	11	65%	10	0.0357	9
Level of safety in Township	30%	1	89%	4	0.0332	10
Availability of bicycle parking	5%	17	33%	19	0.0309	11
Special events	5%	16	53%	15	0.0237	12
Overall image of Township	9%	13	75%	8	0.0223	13
Overall quality of life in Township	20%	6	89%	3	0.0214	14
Township as a place to live	25%	4	94%	1	0.0147	15
Township as a place to work	3%	18	57%	13	0.0146	16
Township as a place to raise children	18%	7	93%	2	0.0134	17
Township as a place where I feel welcome	5%	15	81%	5	0.0097	18
Availability of parking	2%	19	80%	6	0.0040	19

Note: The I-S Rating is calculated by multiplying the "Most Important" % by (1-'Satisfaction' %)

Most Important %:

The "Most Important" percentage represents the sum of the first, second, and third most important (items respondents think deserve the "greatest emphasis") responses for each item. Respondents were asked to identify the items they thought should receive the most emphasis from City leaders.

Satisfaction %:

The "Satisfaction" percentage represents the sum of the ratings "5" and "4" excluding 'don't knows.' Respondents ranked their level of satisfaction with each of the items on a scale of 5 to 1 with "5" being Very Satisfied and "1" being Very Dissatisfied.

© 2023 DirectionFinder by ETC Institute

2022 Importance-Satisfaction Rating Plumstead Township Transportation

Category of Service	Most Important %	Most Important Rank	Satisfaction %	Satisfaction Rank	Importance-Satisfaction Rating	I-S Rating Rank
Very High Priority (IS >.20)						
Availability of pedestrian paths & sidewalks	30%	2	26%	3	0.2217	1
High Priority (IS .10-.20)						
Level of safety for those traveling on foot	22%	4	24%	5	0.1674	2
Availability & connectivity of bicycle lanes	18%	5	16%	9	0.1520	3
Level of safety for those traveling by bicycle	18%	6	14%	10	0.1519	4
Traffic signal coordination on major streets	25%	3	45%	2	0.1366	5
Availability of safe routes for children to walk or bicycle to school	16%	7	22%	6	0.1249	6
Connectivity of pedestrian paths & sidewalks	16%	8	25%	4	0.1188	7
Ease of vehicular travel in Township	30%	1	63%	1	0.1094	8
Medium Priority (IS <.10)						
Number of destinations served by public transit	7%	9	21%	8	0.0514	9
Frequency of transit service	2%	10	21%	7	0.0189	10

Note: The I-S Rating is calculated by multiplying the "Most Important" % by (1-'Satisfaction' %)

Most Important %:

The "Most Important" percentage represents the sum of the first and second most important (items respondents think deserve the "greatest emphasis") responses for each item. Respondents were asked to identify the items they thought should receive the most emphasis from City leaders.

Satisfaction %:

The "Satisfaction" percentage represents the sum of the ratings "5" and "4" excluding 'don't knows.' Respondents ranked their level of satisfaction with each of the items on a scale of 5 to 1 with "5" being Very Satisfied and "1" being Very Dissatisfied.

© 2023 DirectionFinder by ETC Institute

4 I-S Matrix Analysis

I-S Matrix Analysis

Plumstead Township, PA

Overview

Today, officials have limited resources which need to be targeted to activities that are of the most benefit to their citizens. Two of the most important criteria for decision making are (1) to target resources toward services of the highest importance or that are most useful to citizens; and (2) to target resources toward those services where citizens are the least satisfied.

The Matrix Analysis rating is a unique tool that allows public officials to better understand these highly important decision making criteria for each of the services they are providing. The Matrix Analysis rating is based on the concept that public agencies will maximize overall resident satisfaction by emphasizing improvements in those areas where the level of satisfaction is relatively low and the perceived importance or usefulness of the service is relatively high. ETC Institute developed a matrix to display the perceived importance of major services that were assessed on the survey against the perceived quality of service delivery. The two axes on the matrix represent Satisfaction or Agreement (vertical) and relative Importance or Usefulness (horizontal).

The first three matrices in this section should be interpreted as follows.

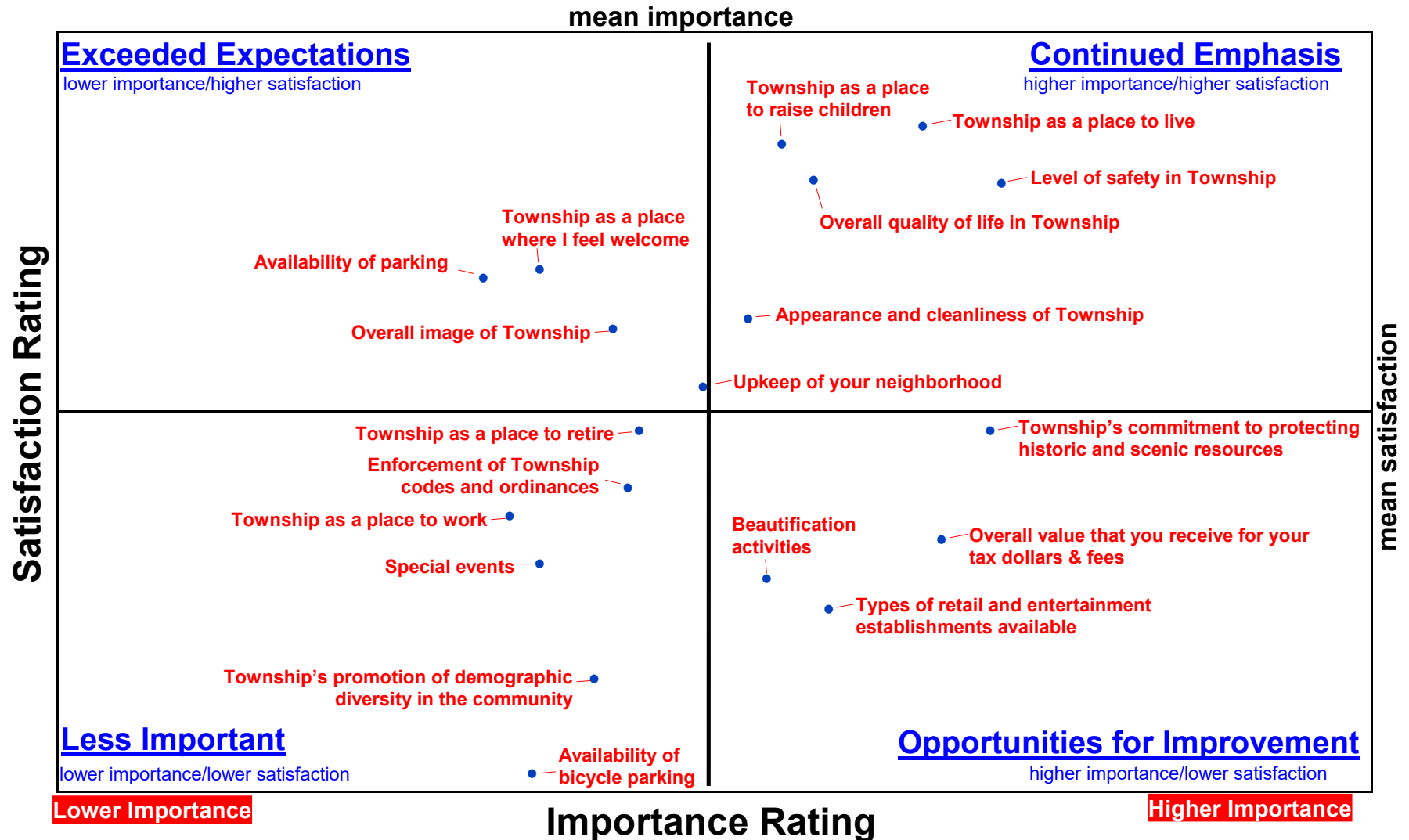
- **Continued Emphasis (above average importance and above average agreement).** This area shows where the township is meeting resident expectations. Items in this area have a significant impact on the resident's overall level of agreement with each statement. The township should maintain (or slightly increase) emphasis on items in this area.
- **Exceeding Expectations (below average importance and above average agreement).** This area shows where the township is performing significantly better than residents expect the township to perform. Items in this area do not significantly affect the overall level of agreement that residents have with each statement regarding township services. The township should maintain (or slightly decrease) emphasis on items in this area.
- **Opportunities for Improvement (above average importance and below average agreement).** This area shows where the township is not performing as well as residents expect the township to perform. This area has a significant impact on resident agreement with statements regarding township services, and the township should DEFINITELY increase emphasis on items in this area.

- **Less Important (below average importance and below average agreement).** This area shows where the township is not performing well relative to the township's performance in other areas; however, this area is generally considered to be less important to residents. This area does not significantly affect overall agreement with statements regarding township services because the items are less important to residents. The township should maintain current levels of emphasis on items in this area.

2022 Plumstead Township Resident Survey Importance-Satisfaction Assessment Matrix

-Perceptions of Township-

(points on the graph show deviations from the mean importance and agreement ratings given by respondents to the survey)



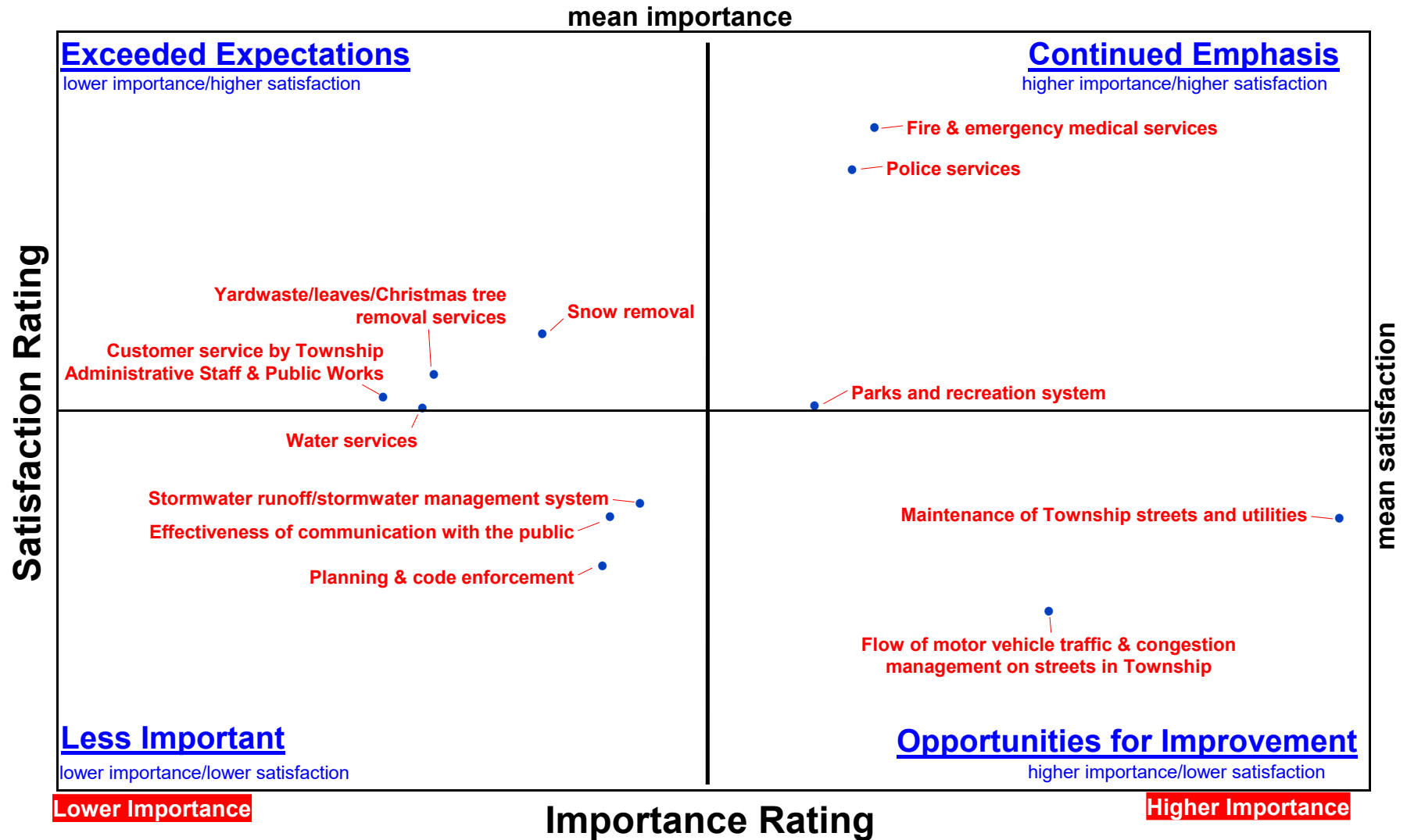
Source: ETC Institute (2023)

ETC Institute (2022)

2022 Plumstead Township Resident Survey Importance-Satisfaction Assessment Matrix

-Major Categories of Services-

(points on the graph show deviations from the mean importance and agreement ratings given by respondents to the survey)



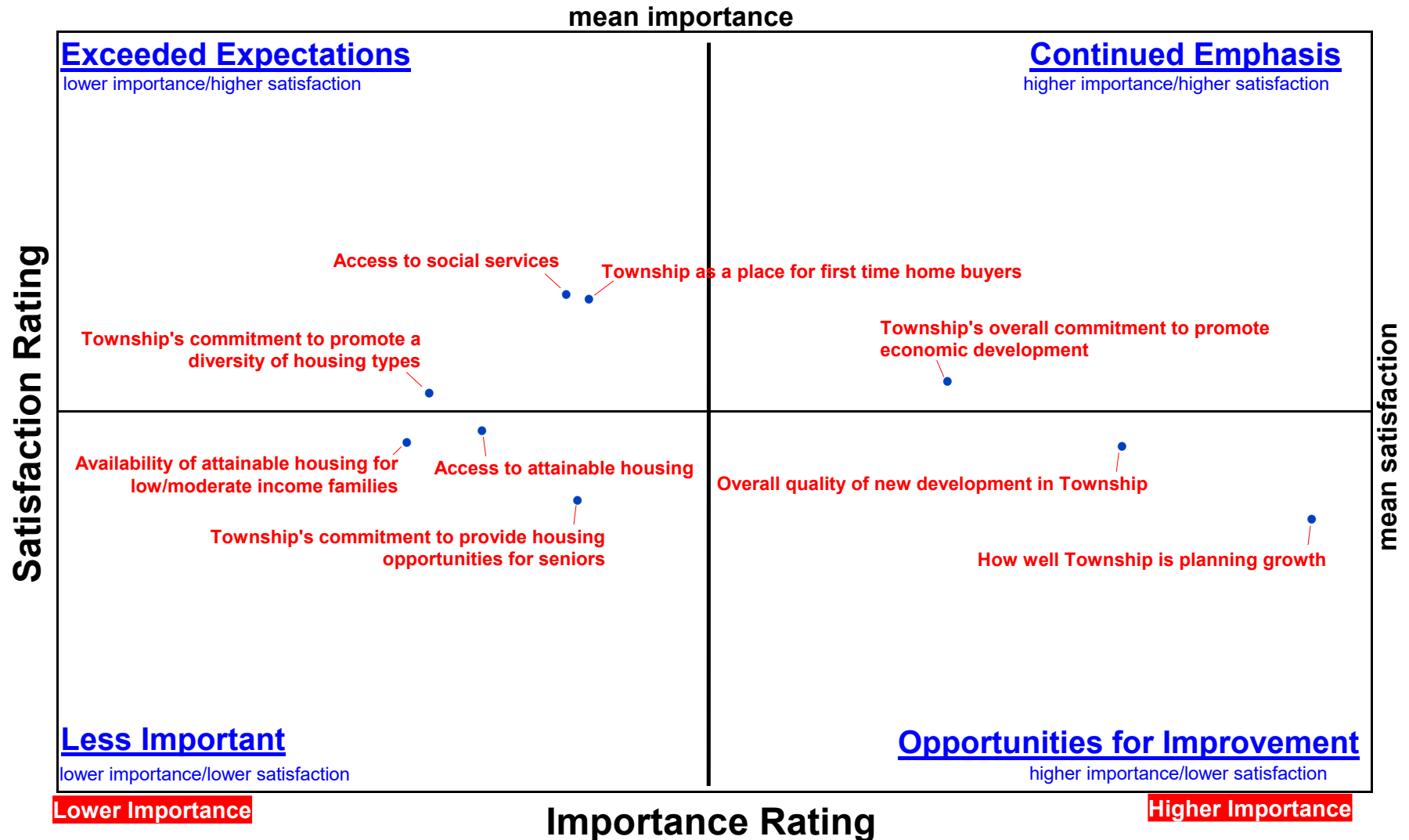
Source: ETC Institute (2023)

ETC Institute (2022)

2022 Plumstead Township Resident Survey Importance-Satisfaction Assessment Matrix

-Economic Growth and Housing-

(points on the graph show deviations from the mean importance and agreement ratings given by respondents to the survey)



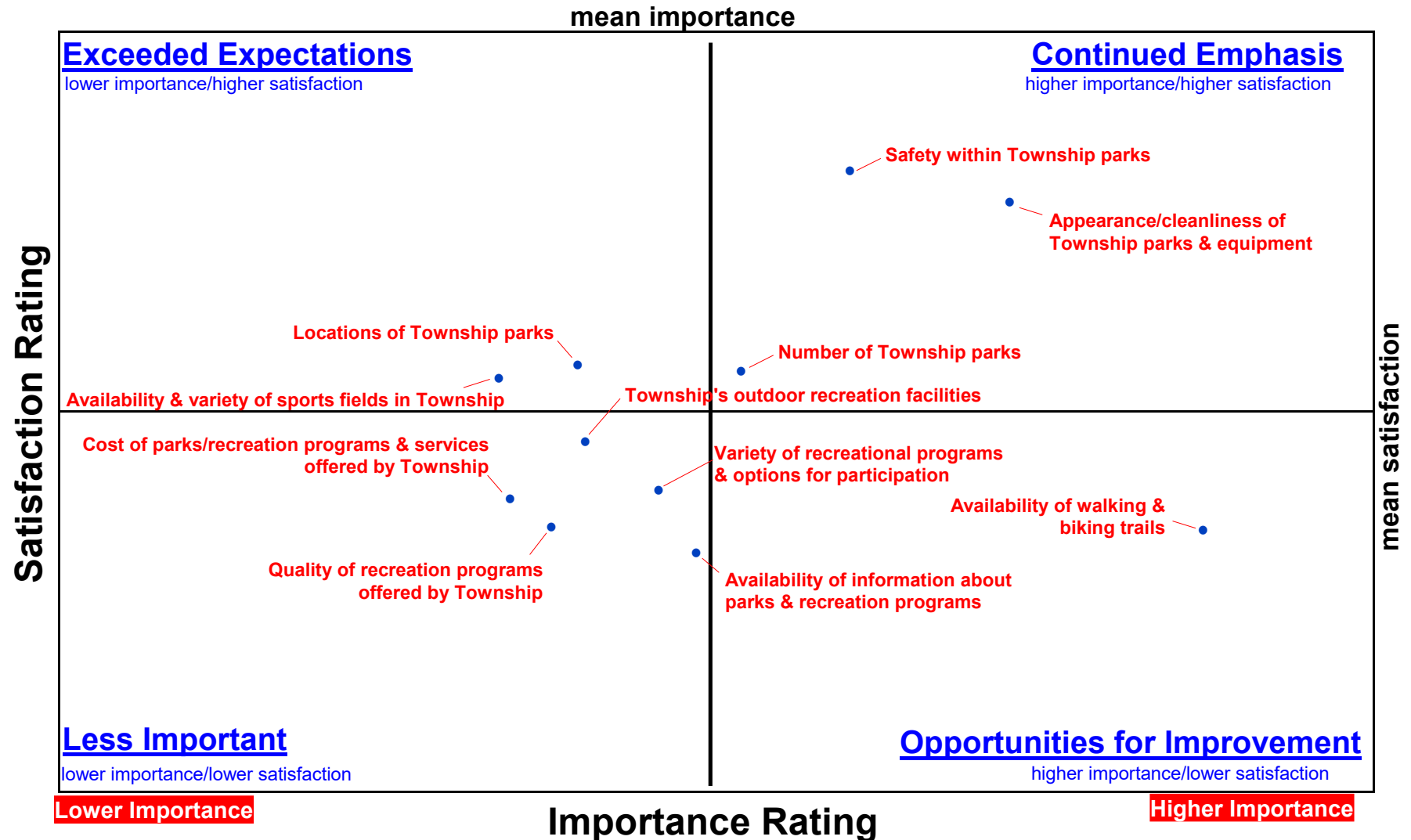
Source: ETC Institute (2023)

ETC Institute (2022)

2022 Plumstead Township Resident Survey Importance-Satisfaction Assessment Matrix

-Parks and Recreation-

(points on the graph show deviations from the mean importance and agreement ratings given by respondents to the survey)



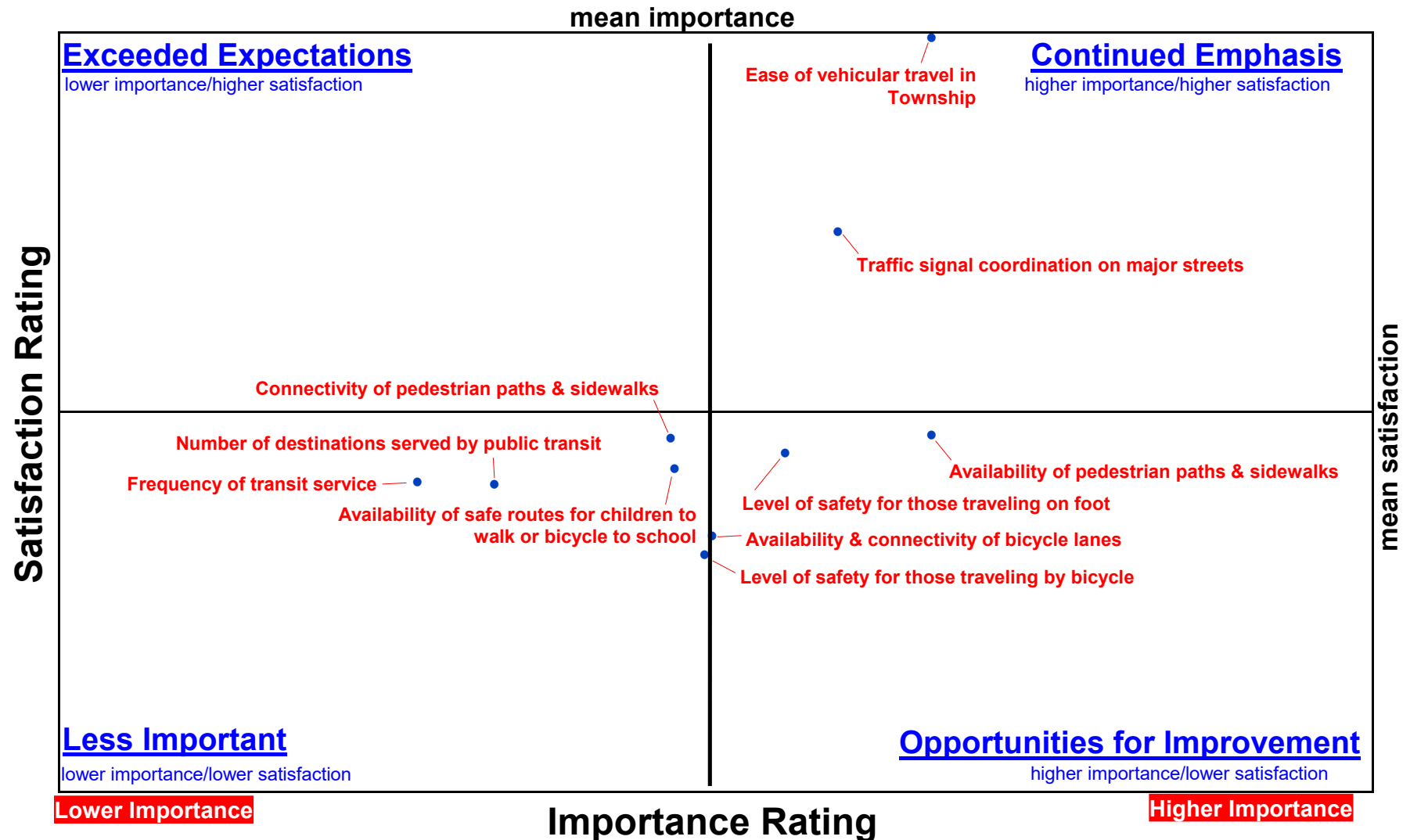
Source: ETC Institute (2023)

ETC Institute (2022)

2022 Plumstead Township Resident Survey Importance-Satisfaction Assessment Matrix

-Transportation-

(points on the graph show deviations from the mean importance and agreement ratings given by respondents to the survey)



Source: ETC Institute (2023)

ETC Institute (2022)

5

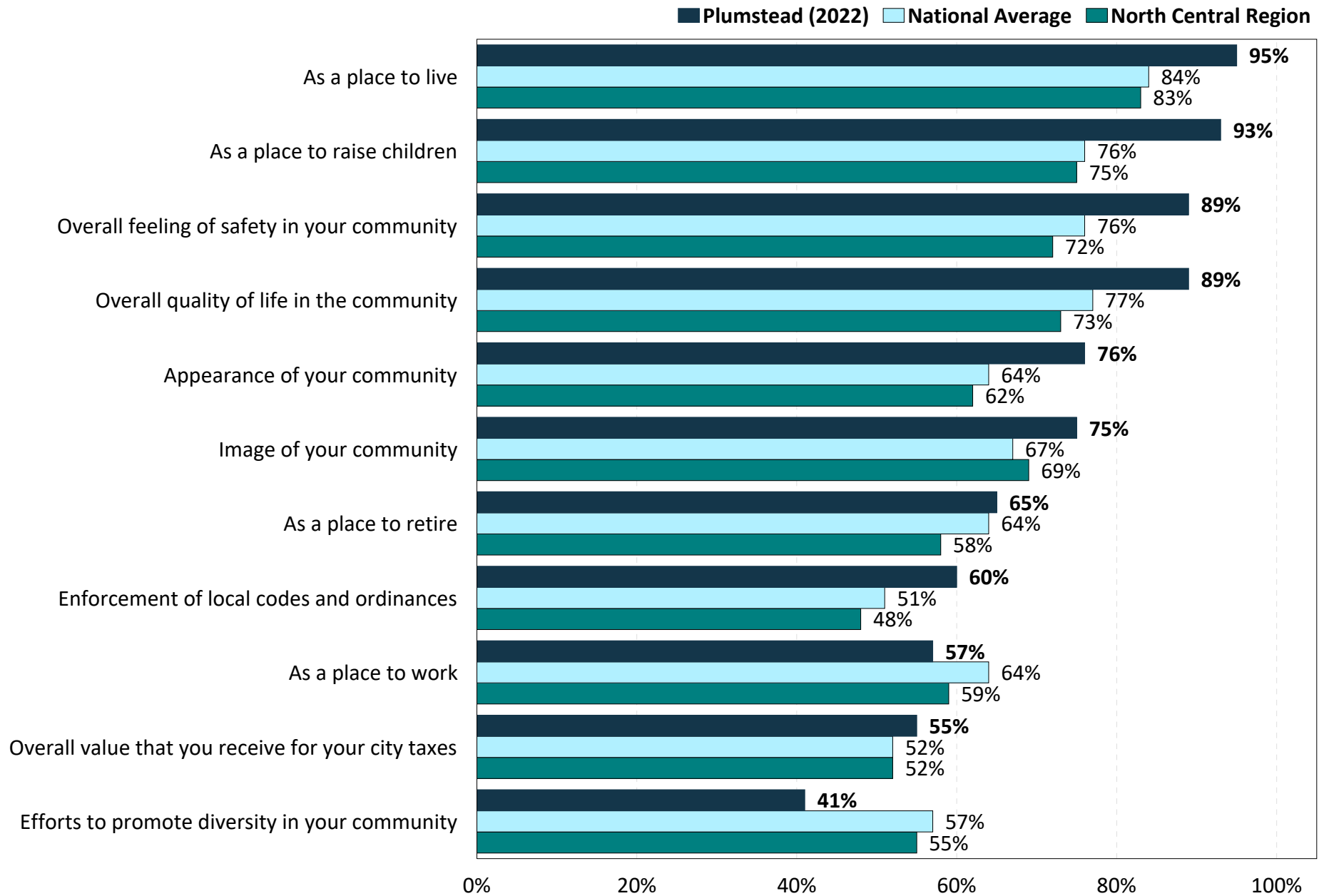
National and Regional Benchmarks

National Benchmarks

Note: The benchmarking data contained in this report is protected intellectual property. Any reproduction of the benchmarking information in this report by persons or organizations not directly affiliated with Plumstead Township is not authorized without written consent from ETC Institute.

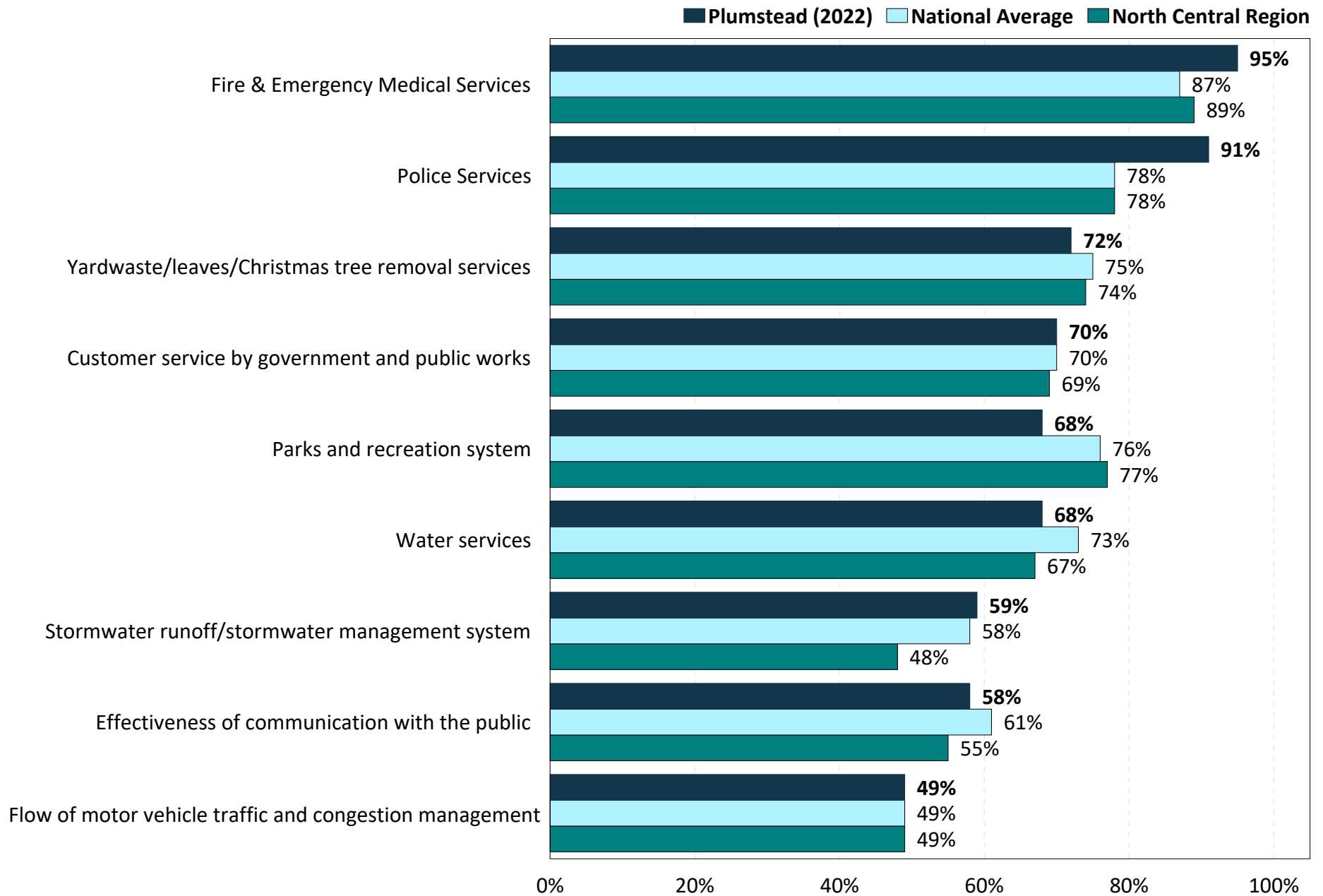
Satisfaction with Perceptions

by percentage of respondents who said they were "satisfied" or "very satisfied"



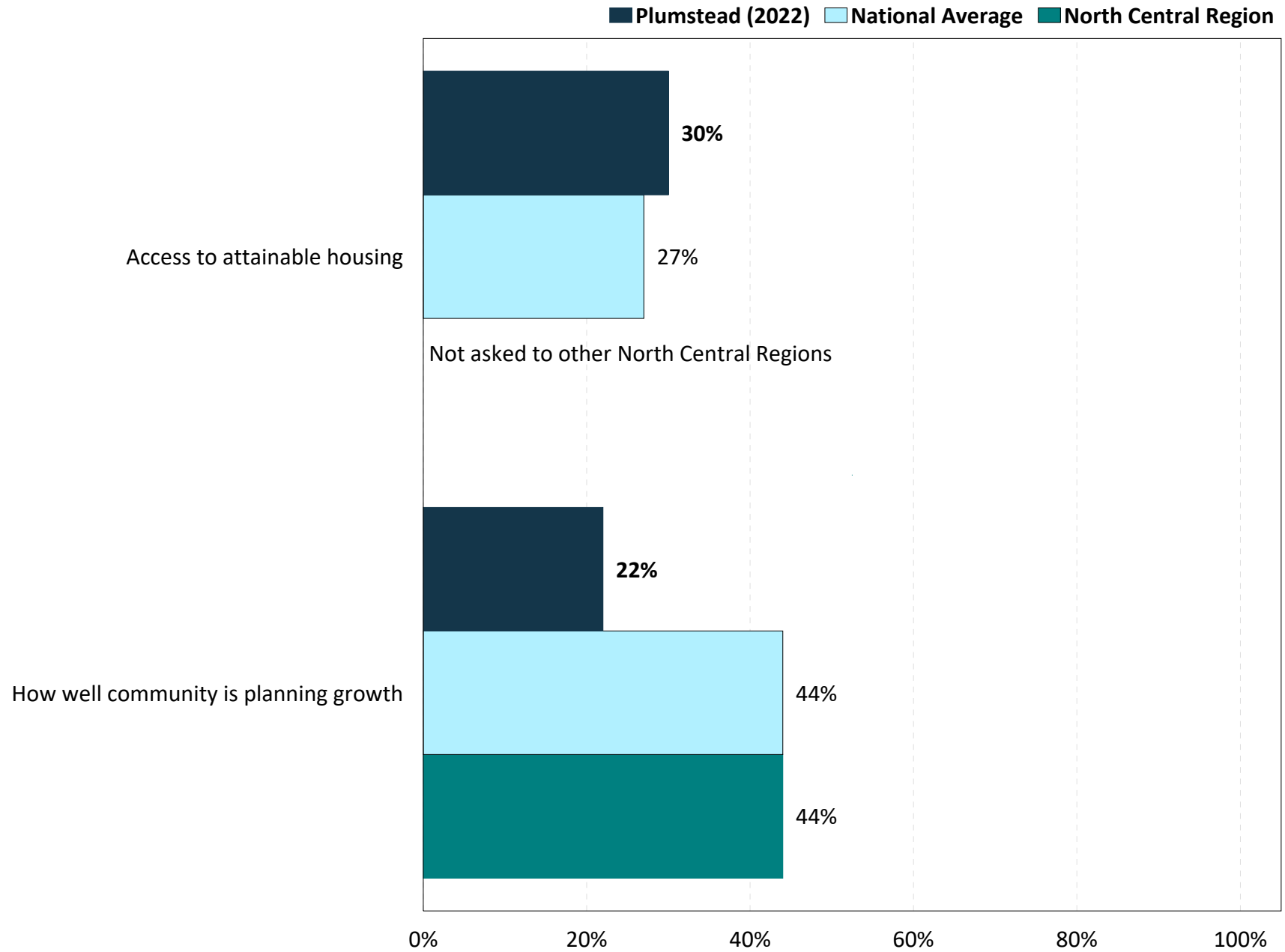
Major Categories of Services

by percentage of respondents who said they were "satisfied" or "very satisfied"



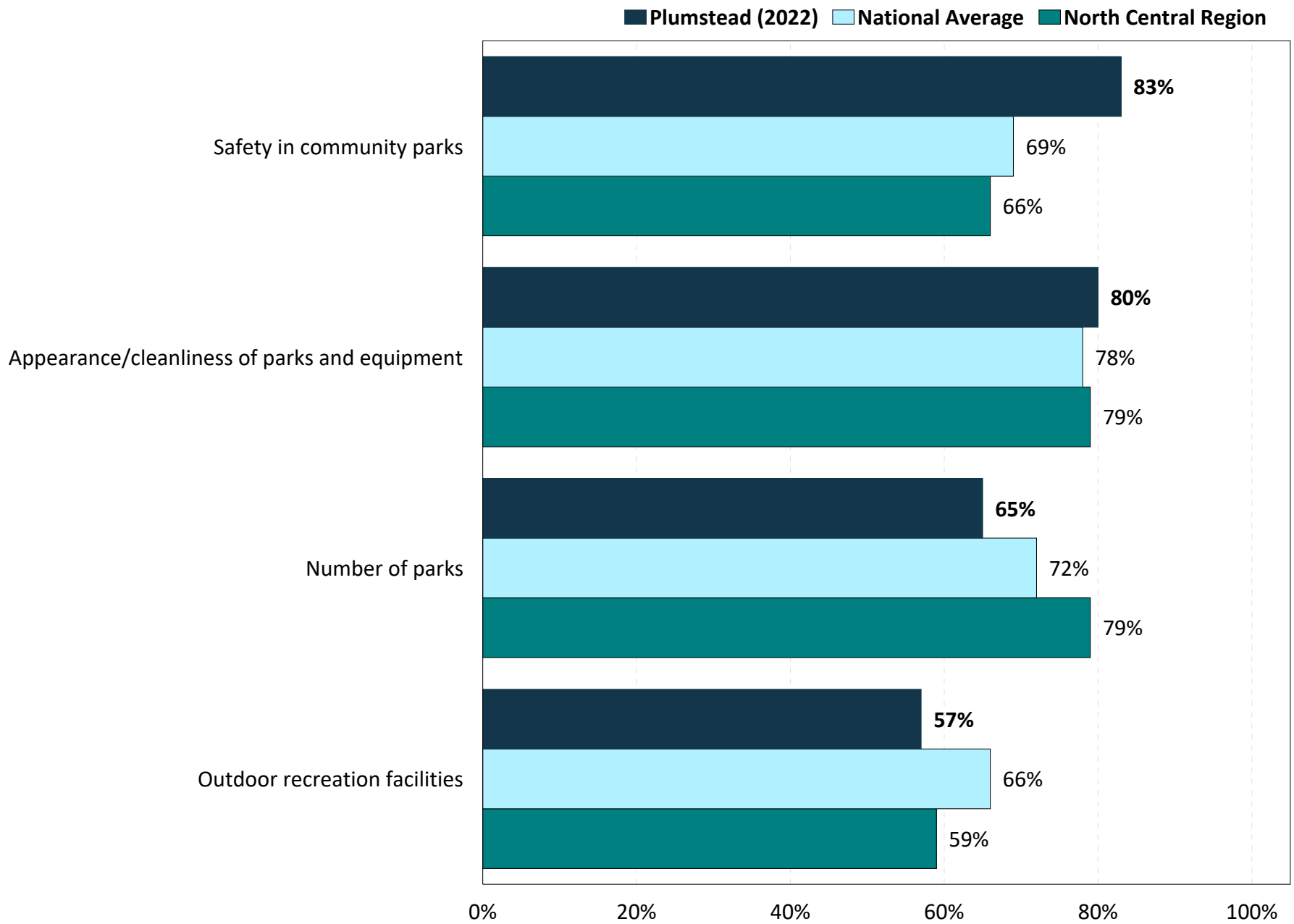
Economic Growth and Housing

by percentage of respondents who said they were "satisfied" or "very satisfied"



Parks and Recreation

by percentage of respondents who said they were "satisfied" or "very satisfied"



6

Tabular Data

Q1. PERCEPTIONS OF THE TOWNSHIP. Several items that may influence your perception of the Township are listed below. Please rate each item on a scale of 5 to 1, where 5 means "Very Satisfied" and 1 means "Very Dissatisfied."

(N=504)

	Very satisfied	Satisfied	Neutral	Dissatisfied	Very dissatisfied	Don't know
Q1-1. Township as a place to live	46.4%	47.6%	5.0%	0.8%	0.0%	0.2%
Q1-2. Township as a place to work	14.5%	16.9%	20.8%	2.0%	0.6%	45.2%
Q1-3. Township as a place to raise children	42.5%	38.5%	5.4%	1.0%	0.2%	12.5%
Q1-4. Township as a place to retire	26.8%	26.4%	21.6%	5.2%	1.4%	18.7%
Q1-5. Township as a place where I feel welcome	39.9%	40.3%	17.3%	1.8%	0.2%	0.6%
Q1-6. Overall quality of life in Township	39.1%	49.8%	9.7%	1.2%	0.0%	0.2%
Q1-7. Overall image of Township	28.4%	45.2%	17.7%	5.6%	1.4%	1.8%
Q1-8. Appearance & cleanliness of Township	26.6%	49.0%	17.1%	5.4%	1.6%	0.4%
Q1-9. Availability of parking	31.3%	42.3%	16.3%	2.4%	0.0%	7.7%
Q1-10. Availability of bicycle parking	8.9%	8.5%	21.8%	10.7%	3.2%	46.8%
Q1-11. Types of retail & entertainment establishments available	15.1%	32.7%	31.9%	14.5%	4.6%	1.2%
Q1-12. Township's commitment to protecting historic & scenic resources (including landscapes, villages, & historic structures)	23.6%	36.9%	21.4%	8.7%	2.0%	7.3%
Q1-13. Level of safety in Township	39.1%	48.8%	7.9%	2.6%	0.6%	1.0%

Q1. PERCEPTIONS OF THE TOWNSHIP. Several items that may influence your perception of the Township are listed below. Please rate each item on a scale of 5 to 1, where 5 means "Very Satisfied" and 1 means "Very Dissatisfied."

	Very satisfied	Satisfied	Neutral	Dissatisfied	Very dissatisfied	Don't know
Q1-14. Special events	12.9%	32.3%	33.1%	6.3%	1.0%	14.3%
Q1-15. Beautification activities (landscaping, trees, art)	15.5%	32.9%	31.2%	11.7%	3.0%	5.8%
Q1-16. Overall value that you receive for your tax dollars & fees	14.5%	39.7%	31.3%	10.9%	2.0%	1.6%
Q1-17. Upkeep of your neighborhood	25.4%	43.3%	21.4%	6.5%	2.2%	1.2%
Q1-18. Enforcement of Township codes & ordinances	16.7%	35.3%	23.0%	8.5%	3.2%	13.3%
Q1-19. Township's promotion of demographic diversity in the community	11.7%	20.0%	34.3%	6.7%	3.2%	24.0%

(WITHOUT "DON'T KNOW")**Q1. PERCEPTIONS OF THE TOWNSHIP. Several items that may influence your perception of the Township are listed below. Please rate each item on a scale of 5 to 1, where 5 means "Very Satisfied" and 1 means "Very Dissatisfied." (without "don't know")**

(N=504)

	Very satisfied	Satisfied	Neutral	Dissatisfied	Very dissatisfied
Q1-1. Township as a place to live	46.5%	47.7%	5.0%	0.8%	0.0%
Q1-2. Township as a place to work	26.4%	30.8%	38.0%	3.6%	1.1%
Q1-3. Township as a place to raise children	48.5%	44.0%	6.1%	1.1%	0.2%
Q1-4. Township as a place to retire	32.9%	32.4%	26.6%	6.3%	1.7%
Q1-5. Township as a place where I feel welcome	40.1%	40.5%	17.4%	1.8%	0.2%
Q1-6. Overall quality of life in Township	39.2%	49.9%	9.7%	1.2%	0.0%
Q1-7. Overall image of Township	28.9%	46.1%	18.0%	5.7%	1.4%
Q1-8. Appearance & cleanliness of Township	26.7%	49.2%	17.1%	5.4%	1.6%
Q1-9. Availability of parking	34.0%	45.8%	17.6%	2.6%	0.0%
Q1-10. Availability of bicycle parking	16.8%	16.0%	41.0%	20.1%	6.0%
Q1-11. Types of retail & entertainment establishments available	15.3%	33.1%	32.3%	14.7%	4.6%
Q1-12. Township's commitment to protecting historic & scenic resources (including landscapes, villages, & historic structures)	25.5%	39.8%	23.1%	9.4%	2.1%
Q1-13. Level of safety in Township	39.5%	49.3%	8.0%	2.6%	0.6%
Q1-14. Special events	15.0%	37.7%	38.7%	7.4%	1.2%
Q1-15. Beautification activities (landscaping, trees, art)	16.4%	34.9%	33.1%	12.4%	3.2%
Q1-16. Overall value that you receive for your tax dollars & fees	14.7%	40.3%	31.9%	11.1%	2.0%
Q1-17. Upkeep of your neighborhood	25.7%	43.8%	21.7%	6.6%	2.2%
Q1-18. Enforcement of Township codes & ordinances	19.2%	40.7%	26.5%	9.8%	3.7%
Q1-19. Township's promotion of demographic diversity in the community	15.4%	26.4%	45.2%	8.9%	4.2%

Q2. Which THREE of the items listed in Question 1 do you think should receive the MOST EMPHASIS from Township leaders over the next several years?

<u>Q2. Top choice</u>	<u>Number</u>	<u>Percent</u>
Township as a place to live	73	14.5 %
Township as a place to work	4	0.8 %
Township as a place to raise children	23	4.6 %
Township as a place to retire	15	3.0 %
Township as a place where I feel welcome	3	0.6 %
Overall quality of life in Township	33	6.5 %
Overall image of Township	10	2.0 %
Appearance & cleanliness of Township	21	4.2 %
Availability of parking	5	1.0 %
Availability of bicycle parking	10	2.0 %
Types of retail & entertainment establishments available	42	8.3 %
Township's commitment to protecting historic & scenic resources (including landscapes, villages, & historic structures)	64	12.7 %
Level of safety in Township	70	13.9 %
Special events	2	0.4 %
Beautification activities (landscaping, trees, art)	6	1.2 %
Overall value that you receive for your tax dollars & fees	39	7.7 %
Upkeep of your neighborhood	13	2.6 %
Enforcement of Township codes & ordinances	17	3.4 %
Township's promotion of demographic diversity in the community	18	3.6 %
<u>None chosen</u>	<u>36</u>	<u>7.1 %</u>
Total	504	100.0 %

Q2. Which THREE of the items listed in Question 1 do you think should receive the MOST EMPHASIS from Township leaders over the next several years?

<u>Q2. 2nd choice</u>	<u>Number</u>	<u>Percent</u>
Township as a place to live	29	5.8 %
Township as a place to work	10	2.0 %
Township as a place to raise children	39	7.7 %
Township as a place to retire	11	2.2 %
Township as a place where I feel welcome	12	2.4 %
Overall quality of life in Township	30	6.0 %
Overall image of Township	15	3.0 %
Appearance & cleanliness of Township	30	6.0 %
Availability of parking	3	0.6 %
Availability of bicycle parking	4	0.8 %
Types of retail & entertainment establishments available	39	7.7 %
Township's commitment to protecting historic & scenic resources (including landscapes, villages, & historic structures)	45	8.9 %
Level of safety in Township	53	10.5 %
Special events	8	1.6 %
Beautification activities (landscaping, trees, art)	42	8.3 %
Overall value that you receive for your tax dollars & fees	39	7.7 %
Upkeep of your neighborhood	23	4.6 %
Enforcement of Township codes & ordinances	12	2.4 %
Township's promotion of demographic diversity in the community	13	2.6 %
<u>None chosen</u>	<u>47</u>	<u>9.3 %</u>
Total	504	100.0 %

Q2. Which THREE of the items listed in Question 1 do you think should receive the MOST EMPHASIS from Township leaders over the next several years?

<u>Q2. 3rd choice</u>	<u>Number</u>	<u>Percent</u>
Township as a place to live	26	5.2 %
Township as a place to work	3	0.6 %
Township as a place to raise children	28	5.6 %
Township as a place to retire	26	5.2 %
Township as a place where I feel welcome	10	2.0 %
Overall quality of life in Township	36	7.1 %
Overall image of Township	20	4.0 %
Appearance & cleanliness of Township	30	6.0 %
Availability of parking	2	0.4 %
Availability of bicycle parking	9	1.8 %
Types of retail & entertainment establishments available	22	4.4 %
Township's commitment to protecting historic & scenic resources (including landscapes, villages, & historic structures)	37	7.3 %
Level of safety in Township	26	5.2 %
Special events	15	3.0 %
Beautification activities (landscaping, trees, art)	38	7.5 %
Overall value that you receive for your tax dollars & fees	55	10.9 %
Upkeep of your neighborhood	33	6.5 %
Enforcement of Township codes & ordinances	20	4.0 %
Township's promotion of demographic diversity in the community	9	1.8 %
<u>None chosen</u>	<u>59</u>	<u>11.7 %</u>
Total	504	100.0 %

Q2. Which THREE of the items listed in Question 1 do you think should receive the MOST EMPHASIS from Township leaders over the next several years? (top 3)

<u>Q2. Top choice</u>	<u>Number</u>	<u>Percent</u>
Township as a place to live	128	25.4 %
Township as a place to work	17	3.4 %
Township as a place to raise children	90	17.9 %
Township as a place to retire	52	10.3 %
Township as a place where I feel welcome	25	5.0 %
Overall quality of life in Township	99	19.6 %
Overall image of Township	45	8.9 %
Appearance & cleanliness of Township	81	16.1 %
Availability of parking	10	2.0 %
Availability of bicycle parking	23	4.6 %
Types of retail & entertainment establishments available	103	20.4 %
Township's commitment to protecting historic & scenic resources (including landscapes, villages, & historic structures)	146	29.0 %
Level of safety in Township	149	29.6 %
Special events	25	5.0 %
Beautification activities (landscaping, trees, art)	86	17.1 %
Overall value that you receive for your tax dollars & fees	133	26.4 %
Upkeep of your neighborhood	69	13.7 %
Enforcement of Township codes & ordinances	49	9.7 %
Township's promotion of demographic diversity in the community	40	7.9 %
<u>None chosen</u>	<u>36</u>	<u>7.1 %</u>
Total	1406	

Q3. MAJOR CATEGORIES OF SERVICES. Major categories of services are listed below. Please rate each item on a scale of 5 to 1, where 5 means "Very Satisfied" and 1 means "Very Dissatisfied."

(N=504)

	Very satisfied	Satisfied	Neutral	Dissatisfied	Very dissatisfied	Don't know
Q3-1. Police services	49.6%	38.5%	8.1%	0.4%	0.4%	3.0%
Q3-2. Fire & emergency medical services	48.8%	40.9%	4.4%	0.2%	0.4%	5.4%
Q3-3. Maintenance of Township streets & utilities	18.8%	37.9%	19.4%	14.7%	7.5%	1.6%
Q3-4. Effectiveness of communication with the public	17.9%	37.7%	28.0%	9.9%	2.4%	4.2%
Q3-5. Flow of motor vehicle traffic & congestion management on streets in Township	10.5%	37.1%	23.0%	18.5%	8.3%	2.6%
Q3-6. Water services	16.7%	34.5%	18.3%	4.6%	1.0%	25.0%
Q3-7. Yardwaste/leaves/Christmas tree removal services	27.4%	32.7%	18.7%	4.0%	1.4%	15.9%
Q3-8. Planning & code enforcement	13.9%	30.4%	26.4%	6.9%	5.6%	16.9%
Q3-9. Parks & recreation system	21.0%	43.3%	19.6%	6.7%	3.4%	6.0%
Q3-10. Customer service by Township Administrative Staff & Public Works	22.2%	33.5%	20.0%	3.2%	1.6%	19.4%
Q3-11. Stormwater runoff/stormwater management system	14.1%	37.3%	20.8%	10.3%	4.4%	13.1%
Q3-12. Snow removal	26.0%	46.4%	15.7%	6.2%	2.0%	3.8%

(WITHOUT "DON'T KNOW")**Q3. MAJOR CATEGORIES OF SERVICES. Major categories of services are listed below. Please rate each item on a scale of 5 to 1, where 5 means "Very Satisfied" and 1 means "Very Dissatisfied." (without "don't know")**

(N=504)

	Very satisfied	Satisfied	Neutral	Dissatisfied	Very dissatisfied
Q3-1. Police services	51.1%	39.7%	8.4%	0.4%	0.4%
Q3-2. Fire & emergency medical services	51.6%	43.2%	4.6%	0.2%	0.4%
Q3-3. Maintenance of Township streets & utilities	19.2%	38.5%	19.8%	14.9%	7.7%
Q3-4. Effectiveness of communication with the public	18.6%	39.3%	29.2%	10.4%	2.5%
Q3-5. Flow of motor vehicle traffic & congestion management on streets in Township	10.8%	38.1%	23.6%	18.9%	8.6%
Q3-6. Water services	22.2%	46.0%	24.3%	6.1%	1.3%
Q3-7. Yardwaste/leaves/Christmas tree removal services	32.5%	38.9%	22.2%	4.7%	1.7%
Q3-8. Planning & code enforcement	16.7%	36.5%	31.7%	8.4%	6.7%
Q3-9. Parks & recreation system	22.4%	46.0%	20.9%	7.2%	3.6%
Q3-10. Customer service by Township Administrative Staff & Public Works	27.6%	41.6%	24.9%	3.9%	2.0%
Q3-11. Stormwater runoff/stormwater management system	16.2%	42.9%	24.0%	11.9%	5.0%
Q3-12. Snow removal	27.0%	48.2%	16.3%	6.4%	2.1%

Q4. Which THREE of the major services listed in Question 3 do you think should receive the MOST EMPHASIS from Township leaders over the next several years?

<u>Q4. Top choice</u>	<u>Number</u>	<u>Percent</u>
Police services	84	16.7 %
Fire & emergency medical services	27	5.4 %
Maintenance of Township streets & utilities	132	26.2 %
Effectiveness of communication with the public	20	4.0 %
Flow of motor vehicle traffic & congestion management on streets in Township	84	16.7 %
Water services	11	2.2 %
Yardwaste/leaves/Christmas tree removal services	7	1.4 %
Planning & code enforcement	22	4.4 %
Parks & recreation system	39	7.7 %
Customer service by Township Administrative Staff & Public Works	6	1.2 %
Stormwater runoff/stormwater management system	27	5.4 %
Snow removal	15	3.0 %
None chosen	30	6.0 %
Total	504	100.0 %

Q4. Which THREE of the major services listed in Question 3 do you think should receive the MOST EMPHASIS from Township leaders over the next several years?

<u>Q4. 2nd choice</u>	<u>Number</u>	<u>Percent</u>
Police services	35	6.9 %
Fire & emergency medical services	85	16.9 %
Maintenance of Township streets & utilities	73	14.5 %
Effectiveness of communication with the public	29	5.8 %
Flow of motor vehicle traffic & congestion management on streets in Township	67	13.3 %
Water services	16	3.2 %
Yardwaste/leaves/Christmas tree removal services	17	3.4 %
Planning & code enforcement	29	5.8 %
Parks & recreation system	50	9.9 %
Customer service by Township Administrative Staff & Public Works	5	1.0 %
Stormwater runoff/stormwater management system	33	6.5 %
Snow removal	18	3.6 %
None chosen	47	9.3 %
Total	504	100.0 %

Q4. Which THREE of the major services listed in Question 3 do you think should receive the MOST EMPHASIS from Township leaders over the next several years?

Q4. 3rd choice	Number	Percent
Police services	32	6.3 %
Fire & emergency medical services	45	8.9 %
Maintenance of Township streets & utilities	77	15.3 %
Effectiveness of communication with the public	37	7.3 %
Flow of motor vehicle traffic & congestion management on streets in Township	53	10.5 %
Water services	9	1.8 %
Yardwaste/leaves/Christmas tree removal services	15	3.0 %
Planning & code enforcement	33	6.5 %
Parks & recreation system	52	10.3 %
Customer service by Township Administrative Staff & Public Works	14	2.8 %
Stormwater runoff/stormwater management system	34	6.7 %
Snow removal	35	6.9 %
None chosen	68	13.5 %
Total	504	100.0 %

(SUM OF TOP 3)

Q4. Which THREE of the major services listed in Question 3 do you think should receive the MOST EMPHASIS from Township leaders over the next several years? (top 3)

Q4. Top choice	Number	Percent
Police services	151	30.0 %
Fire & emergency medical services	157	31.2 %
Maintenance of Township streets & utilities	282	56.0 %
Effectiveness of communication with the public	86	17.1 %
Flow of motor vehicle traffic & congestion management on streets in Township	204	40.5 %
Water services	36	7.1 %
Yardwaste/leaves/Christmas tree removal services	39	7.7 %
Planning & code enforcement	84	16.7 %
Parks & recreation system	141	28.0 %
Customer service by Township Administrative Staff & Public Works	25	5.0 %
Stormwater runoff/stormwater management system	94	18.7 %
Snow removal	68	13.5 %
None chosen	30	6.0 %
Total	1397	

Q5. LAND PRESERVATION AND AGRICULTURE. On a scale of 1 to 5, where 5 is "Extremely Important" and 1 is "Not Important," please specify the priority that Plumstead Township should place on addressing the following issues:

(N=504)

	Extremely important	Quite important	Moderately important	Slightly important	Not important	Don't know
Q5-1. Preserving open space, forests, natural systems, agricultural lands, & scenic areas to protect vital ecosystems	62.3%	20.4%	9.5%	3.6%	3.2%	1.0%
Q5-2. Using taxpayer dollars to purchase conservation easements to protect open space, forests, natural systems, agricultural lands, & scenic area	48.0%	23.8%	13.3%	6.3%	7.1%	1.4%

(WITHOUT "DON'T KNOW")

Q5. LAND PRESERVATION AND AGRICULTURE. On a scale of 1 to 5, where 5 is "Extremely Important" and 1 is "Not Important," please specify the priority that Plumstead Township should place on addressing the following issues: (without "don't know")

(N=504)

	Extremely important	Quite important	Moderately important	Slightly important	Not important
Q5-1. Preserving open space, forests, natural systems, agricultural lands, & scenic areas to protect vital ecosystems	62.9%	20.6%	9.6%	3.6%	3.2%
Q5-2. Using taxpayer dollars to purchase conservation easements to protect open space, forests, natural systems, agricultural lands, & scenic area	48.7%	24.1%	13.5%	6.4%	7.2%

Q6. LAND PRESERVATION AND AGRICULTURE. Please rate each item on a scale of 5 to 1, where 5 means "Very Satisfied" and 1 means "Very Dissatisfied."

(N=504)

	Very satisfied	Satisfied	Neutral	Dissatisfied	Very dissatisfied	Don't know
Q6-1. Township's overall commitment to preserving land	12.5%	46.2%	18.7%	7.5%	3.0%	12.1%
Q6-2. Township's overall commitment to supporting agriculture	12.3%	36.5%	21.0%	6.3%	3.4%	20.4%
Q6-3. Availability of information about how to preserve land in Township	7.3%	17.1%	30.4%	13.1%	3.8%	28.4%

(WITHOUT "DON'T KNOW")

Q6. LAND PRESERVATION AND AGRICULTURE. Please rate each item on a scale of 5 to 1, where 5 means "Very Satisfied" and 1 means "Very Dissatisfied." (without "don't know")

(N=504)

	Very satisfied	Satisfied	Neutral	Dissatisfied	Very dissatisfied
Q6-1. Township's overall commitment to preserving land	14.2%	52.6%	21.2%	8.6%	3.4%
Q6-2. Township's overall commitment to supporting agriculture	15.5%	45.9%	26.4%	8.0%	4.2%
Q6-3. Availability of information about how to preserve land in Township	10.2%	23.8%	42.4%	18.3%	5.3%

Q7. ECONOMIC GROWTH AND HOUSING. Please rate each item on a scale of 5 to 1, where 5 means "Very Satisfied" and 1 means "Very Dissatisfied."

(N=504)

	Very satisfied	Satisfied	Neutral	Dissatisfied	Very dissatisfied	Don't know
Q7-1. Township's overall commitment to promote economic development	5.0%	24.0%	37.7%	11.3%	4.0%	18.1%
Q7-2. Overall quality of new development in Township	3.4%	23.8%	33.1%	22.2%	10.3%	7.1%
Q7-3. How well Township is planning growth	3.4%	14.3%	29.4%	23.4%	8.9%	20.6%
Q7-4. Access to social services (childcare, healthcare, etc.)	5.8%	22.4%	27.6%	7.7%	1.2%	35.3%
Q7-5. Township's commitment to promote a diversity of housing types	6.9%	18.7%	32.1%	11.1%	5.8%	25.4%
Q7-6. Township's commitment to provide housing opportunities for seniors	5.0%	10.1%	26.4%	15.5%	5.6%	37.5%
Q7-7. Access to attainable housing	7.5%	14.9%	33.5%	12.1%	5.0%	27.0%
Q7-8. Availability of attainable housing for low/moderate income families	6.9%	11.9%	26.4%	12.5%	6.0%	36.3%
Q7-9. Township as a place for first time home buyers	11.7%	23.4%	31.7%	10.5%	4.0%	18.7%

(WITHOUT "DON'T KNOW")**Q7. ECONOMIC GROWTH AND HOUSING. Please rate each item on a scale of 5 to 1, where 5 means "Very Satisfied" and 1 means "Very Dissatisfied." (without "don't know")**

(N=504)

	Very satisfied	Satisfied	Neutral	Dissatisfied	Very dissatisfied
Q7-1. Township's overall commitment to promote economic development	6.1%	29.3%	46.0%	13.8%	4.8%
Q7-2. Overall quality of new development in Township	3.6%	25.6%	35.7%	23.9%	11.1%
Q7-3. How well Township is planning growth	4.3%	18.0%	37.0%	29.5%	11.3%
Q7-4. Access to social services (childcare, healthcare, etc.)	8.9%	34.7%	42.6%	12.0%	1.8%
Q7-5. Township's commitment to promote a diversity of housing types	9.3%	25.0%	43.1%	14.9%	7.7%
Q7-6. Township's commitment to provide housing opportunities for seniors	7.9%	16.2%	42.2%	24.8%	8.9%
Q7-7. Access to attainable housing	10.3%	20.4%	45.9%	16.6%	6.8%
Q7-8. Availability of attainable housing for low/moderate income families	10.9%	18.7%	41.4%	19.6%	9.3%
Q7-9. Township as a place for first time home buyers	14.4%	28.8%	39.0%	12.9%	4.9%

Q8. Which THREE of the items listed in Question 7 do you think should receive the MOST EMPHASIS from Township leaders over the next several years?

Q8. Top choice	Number	Percent
Township's overall commitment to promote economic development	92	18.3 %
Overall quality of new development in Township	86	17.1 %
How well Township is planning growth	127	25.2 %
Access to social services (childcare, healthcare, etc.)	41	8.1 %
Township's commitment to promote a diversity of housing types	13	2.6 %
Township's commitment to provide housing opportunities for seniors	31	6.2 %
Access to attainable housing	18	3.6 %
Availability of attainable housing for low/moderate income families	24	4.8 %
Township as a place for first time home buyers	28	5.6 %
None chosen	44	8.7 %
Total	504	100.0 %

Q8. Which THREE of the items listed in Question 7 do you think should receive the MOST EMPHASIS from Township leaders over the next several years?

<u>Q8. 2nd choice</u>	<u>Number</u>	<u>Percent</u>
Township's overall commitment to promote economic development	45	8.9 %
Overall quality of new development in Township	117	23.2 %
How well Township is planning growth	107	21.2 %
Access to social services (childcare, healthcare, etc.)	35	6.9 %
Township's commitment to promote a diversity of housing types	25	5.0 %
Township's commitment to provide housing opportunities for seniors	40	7.9 %
Access to attainable housing	33	6.5 %
Availability of attainable housing for low/moderate income families	17	3.4 %
Township as a place for first time home buyers	26	5.2 %
None chosen	59	11.7 %
Total	504	100.0 %

Q8. Which THREE of the items listed in Question 7 do you think should receive the MOST EMPHASIS from Township leaders over the next several years?

<u>Q8. 3rd choice</u>	<u>Number</u>	<u>Percent</u>
Township's overall commitment to promote economic development	72	14.3 %
Overall quality of new development in Township	53	10.5 %
How well Township is planning growth	73	14.5 %
Access to social services (childcare, healthcare, etc.)	31	6.2 %
Township's commitment to promote a diversity of housing types	32	6.3 %
Township's commitment to provide housing opportunities for seniors	39	7.7 %
Access to attainable housing	33	6.5 %
Availability of attainable housing for low/moderate income families	23	4.6 %
Township as a place for first time home buyers	59	11.7 %
None chosen	89	17.7 %
Total	504	100.0 %

(SUM OF TOP 3)**Q8. Which THREE of the items listed in Question 7 do you think should receive the MOST EMPHASIS from Township leaders over the next several years? (top 3)**

Q8. Top choice	Number	Percent
Township's overall commitment to promote economic development	209	41.5 %
Overall quality of new development in Township	256	50.8 %
How well Township is planning growth	307	60.9 %
Access to social services (childcare, healthcare, etc.)	107	21.2 %
Township's commitment to promote a diversity of housing types	70	13.9 %
Township's commitment to provide housing opportunities for seniors	110	21.8 %
Access to attainable housing	84	16.7 %
Availability of attainable housing for low/moderate income families	64	12.7 %
Township as a place for first time home buyers	113	22.4 %
None chosen	44	8.7 %
Total	1364	

Q9. How supportive would you be of revising zoning regulations to support revitalization in areas of the Township that do not meet residents' overall vision for that area?

Q9. How supportive would you be of revising zoning regulations to support revitalization in areas of Township that do not meet residents' overall vision

	Number	Percent
Very supportive	74	14.7 %
Supportive	114	22.6 %
Somewhat supportive	118	23.4 %
Not supportive	43	8.5 %
Not at all supportive	57	11.3 %
Don't know	98	19.4 %
Total	504	100.0 %

(WITHOUT "DON'T KNOW")**Q9. How supportive would you be of revising zoning regulations to support revitalization in areas of the Township that do not meet residents' overall vision for that area? (without "don't know")**

Q9. How supportive would you be of revising zoning regulations to support revitalization in areas of Township that do not meet residents' overall vision

	Number	Percent
Very supportive	74	18.2 %
Supportive	114	28.1 %
Somewhat supportive	118	29.1 %
Not supportive	43	10.6 %
Not at all supportive	57	14.0 %
Total	406	100.0 %

Q10. PARKS AND RECREATION. For each of the following, please rate your satisfaction with each item on a scale of 5 to 1, where 5 means "Very Satisfied" and 1 means "Very Dissatisfied."

(N=504)

	Very satisfied	Satisfied	Neutral	Dissatisfied	Very dissatisfied	Don't know
Q10-1. Appearance/ cleanliness of Township parks & equipment	28.4%	44.8%	13.3%	4.4%	1.0%	8.1%
Q10-2. Number of Township parks	20.8%	36.9%	19.8%	11.1%	2.0%	9.3%
Q10-3. Locations of Township parks	22.2%	36.1%	23.6%	6.0%	2.8%	9.3%
Q10-4. Safety within Township parks	28.6%	43.7%	13.3%	1.6%	0.2%	12.7%
Q10-5. Availability of walking & biking trails	17.9%	26.0%	18.1%	19.0%	9.3%	9.7%
Q10-6. Township's outdoor recreation facilities	15.7%	33.7%	26.2%	9.3%	1.8%	13.3%
Q10-7. Availability & variety of sports fields in Township	19.2%	34.9%	23.8%	6.5%	1.6%	13.9%
Q10-8. Variety of recreational programs & options for participation	13.1%	28.6%	27.8%	8.9%	1.2%	20.4%
Q10-9. Availability of information about parks & recreation programs	11.9%	28.6%	29.0%	15.1%	2.6%	12.9%
Q10-10. Quality of recreation programs offered by Township	11.5%	24.4%	30.8%	6.0%	0.8%	26.6%
Q10-11. Cost of parks/ recreation programs & services offered by Township	11.7%	22.4%	29.2%	2.4%	0.4%	33.9%

(WITHOUT "DON'T KNOW")

Q10. PARKS AND RECREATION. For each of the following, please rate your satisfaction with each item on a scale of 5 to 1, where 5 means "Very Satisfied" and 1 means "Very Dissatisfied." (without "don't know")

(N=504)

	Very satisfied	Satisfied	Neutral	Dissatisfied	Very dissatisfied
Q10-1. Appearance/cleanliness of Township parks & equipment	30.9%	48.8%	14.5%	4.8%	1.1%
Q10-2. Number of Township parks	23.0%	40.7%	21.9%	12.3%	2.2%
Q10-3. Locations of Township parks	24.5%	39.8%	26.0%	6.6%	3.1%
Q10-4. Safety within Township parks	32.7%	50.0%	15.2%	1.8%	0.2%
Q10-5. Availability of walking & biking trails	19.8%	28.8%	20.0%	21.1%	10.3%
Q10-6. Township's outdoor recreation facilities	18.1%	38.9%	30.2%	10.8%	2.1%
Q10-7. Availability & variety of sports fields in Township	22.4%	40.6%	27.6%	7.6%	1.8%
Q10-8. Variety of recreational programs & options for participation	16.5%	35.9%	34.9%	11.2%	1.5%
Q10-9. Availability of information about parks & recreation programs	13.7%	32.8%	33.3%	17.3%	3.0%
Q10-10. Quality of recreation programs offered by Township	15.7%	33.2%	41.9%	8.1%	1.1%
Q10-11. Cost of parks/recreation programs & services offered by Township	17.7%	33.9%	44.1%	3.6%	0.6%

Q11. Which THREE of the items listed in Question 10 do you think should receive the MOST EMPHASIS from Township leaders over the next several years?

<u>Q11. Top choice</u>	<u>Number</u>	<u>Percent</u>
Appearance/cleanliness of Township parks & equipment	100	19.8 %
Number of Township parks	42	8.3 %
Locations of Township parks	17	3.4 %
Safety within Township parks	59	11.7 %
Availability of walking & biking trails	133	26.4 %
Township's outdoor recreation facilities	11	2.2 %
Availability & variety of sports fields in Township	11	2.2 %
Variety of recreational programs & options for participation	15	3.0 %
Availability of information about parks & recreation programs	26	5.2 %
Quality of recreation programs offered by Township	6	1.2 %
Cost of parks/recreation programs & services offered by Township	12	2.4 %
None chosen	72	14.3 %
Total	504	100.0 %

Q11. Which THREE of the items listed in Question 10 do you think should receive the MOST EMPHASIS from Township leaders over the next several years?

<u>Q11. 2nd choice</u>	<u>Number</u>	<u>Percent</u>
Appearance/cleanliness of Township parks & equipment	52	10.3 %
Number of Township parks	47	9.3 %
Locations of Township parks	28	5.6 %
Safety within Township parks	59	11.7 %
Availability of walking & biking trails	68	13.5 %
Township's outdoor recreation facilities	33	6.5 %
Availability & variety of sports fields in Township	18	3.6 %
Variety of recreational programs & options for participation	36	7.1 %
Availability of information about parks & recreation programs	36	7.1 %
Quality of recreation programs offered by Township	23	4.6 %
Cost of parks/recreation programs & services offered by Township	12	2.4 %
None chosen	92	18.3 %
Total	504	100.0 %

(WITHOUT "DON'T KNOW")**Q11. Which THREE of the items listed in Question 10 do you think should receive the MOST EMPHASIS from Township leaders over the next several years?**

Q11. 3rd choice	Number	Percent
Appearance/cleanliness of Township parks & equipment	39	7.7 %
Number of Township parks	30	6.0 %
Locations of Township parks	30	6.0 %
Safety within Township parks	30	6.0 %
Availability of walking & biking trails	42	8.3 %
Township's outdoor recreation facilities	33	6.5 %
Availability & variety of sports fields in Township	25	5.0 %
Variety of recreational programs & options for participation	46	9.1 %
Availability of information about parks & recreation programs	45	8.9 %
Quality of recreation programs offered by Township	39	7.7 %
Cost of parks/recreation programs & services offered by Township	33	6.5 %
None chosen	112	22.2 %
Total	504	100.0 %

(SUM OF TOP 3)**Q11. Which THREE of the items listed in Question 10 do you think should receive the MOST EMPHASIS from Township leaders over the next several years? (top 3)**

Q11. Top choice	Number	Percent
Appearance/cleanliness of Township parks & equipment	191	37.9 %
Number of Township parks	119	23.6 %
Locations of Township parks	75	14.9 %
Safety within Township parks	148	29.4 %
Availability of walking & biking trails	243	48.2 %
Township's outdoor recreation facilities	77	15.3 %
Availability & variety of sports fields in Township	54	10.7 %
Variety of recreational programs & options for participation	97	19.2 %
Availability of information about parks & recreation programs	107	21.2 %
Quality of recreation programs offered by Township	68	13.5 %
Cost of parks/recreation programs & services offered by Township	57	11.3 %
None chosen	72	14.3 %
Total	1308	

Q12. Please check all of the parks listed below that you or members of your household have used during the past 12 months.

Q12. All parks your household has used during
past 12 months

	Number	Percent
Allohaken Park	34	6.7 %
Owls Nest Park	110	21.8 %
Jennifer Schweitzer Park	80	15.9 %
Landis Park	120	23.8 %
Hanusey Park	269	53.4 %
Veterans Park	109	21.6 %
Cabin Run Park	63	12.5 %
Gardenville Fields Park	27	5.4 %
None	133	26.4 %
Total	945	

(WITHOUT "NONE")**Q12. Please check all of the parks listed below that you or members of your household have used during the past 12 months. (without "none")**

Q12. All parks your household has used during
past 12 months

	Number	Percent
Allohaken Park	33	8.9 %
Owls Nest Park	110	29.6 %
Jennifer Schweitzer Park	80	21.6 %
Landis Park	120	32.3 %
Hanusey Park	269	72.5 %
Veterans Park	109	29.4 %
Cabin Run Park	63	17.0 %
Gardenville Fields Park	27	7.3 %
Total	811	

Q13. What additional amenities, if any, would you like to see in our park system?

Q13. What additional amenities would you like to
see in our park system

	Number	Percent
Pickleball courts	182	36.1 %
Frisbee/disc golf course	95	18.8 %
Splash pad/spray ground	109	21.6 %
Other	109	21.6 %
Total	495	

Q14. TRANSPORTATION. For each of the following, please rate your satisfaction with each item on a scale of 5 to 1, where 5 means "Very Satisfied" and 1 means "Very Dissatisfied."

(N=504)

	Very satisfied	Satisfied	Neutral	Dissatisfied	Very dissatisfied	Don't know
Q14-1. Ease of vehicular travel in Township	14.9%	47.4%	16.7%	14.5%	5.0%	1.6%
Q14-2. Availability & connectivity of bicycle lanes	4.2%	7.1%	23.6%	22.8%	13.3%	29.0%
Q14-3. Level of safety for those traveling by bicycle	2.8%	7.9%	20.4%	26.8%	17.7%	24.4%
Q14-4. Traffic signal coordination on major streets	7.1%	36.3%	27.8%	16.9%	8.7%	3.2%
Q14-5. Availability of safe routes for children to walk or bicycle to school	4.4%	11.1%	19.2%	20.4%	13.7%	31.2%
Q14-6. Number of destinations served by public transit	6.2%	5.8%	21.6%	12.5%	10.7%	43.3%
Q14-7. Frequency of transit service	6.0%	4.8%	21.4%	10.3%	8.3%	49.2%
Q14-8. Availability of pedestrian paths & sidewalks	6.5%	16.3%	25.6%	24.6%	16.1%	10.9%
Q14-9. Connectivity of pedestrian paths & sidewalks	5.6%	16.1%	23.8%	24.6%	15.5%	14.5%
Q14-10. Level of safety for those traveling on foot	5.8%	15.5%	24.4%	26.2%	16.9%	11.3%

(WITHOUT "DON'T KNOW")**Q14. TRANSPORTATION. For each of the following, please rate your satisfaction with each item on a scale of 5 to 1, where 5 means "Very Satisfied" and 1 means "Very Dissatisfied." (without "don't know")**

(N=504)

	Very satisfied	Satisfied	Neutral	Dissatisfied	Very dissatisfied
Q14-1. Ease of vehicular travel in Township	15.1%	48.2%	16.9%	14.7%	5.0%
Q14-2. Availability & connectivity of bicycle lanes	5.9%	10.1%	33.2%	32.1%	18.7%
Q14-3. Level of safety for those traveling by bicycle	3.7%	10.5%	27.0%	35.4%	23.4%
Q14-4. Traffic signal coordination on major streets	7.4%	37.5%	28.7%	17.4%	9.0%
Q14-5. Availability of safe routes for children to walk or bicycle to school	6.3%	16.1%	28.0%	29.7%	19.9%
Q14-6. Number of destinations served by public transit	10.8%	10.1%	38.1%	22.0%	18.9%
Q14-7. Frequency of transit service	11.7%	9.4%	42.2%	20.3%	16.4%
Q14-8. Availability of pedestrian paths & sidewalks	7.3%	18.3%	28.7%	27.6%	18.0%
Q14-9. Connectivity of pedestrian paths & sidewalks	6.5%	18.8%	27.8%	28.8%	18.1%
Q14-10. Level of safety for those traveling on foot	6.5%	17.4%	27.5%	29.5%	19.0%

Q15. Which TWO of the transportation issues listed in Question 14 do you think should receive the MOST EMPHASIS from Township leaders over the next several years?

Q15. Top choice	Number	Percent
Ease of vehicular travel in Township	123	24.4 %
Availability & connectivity of bicycle lanes	50	9.9 %
Level of safety for those traveling by bicycle	44	8.7 %
Traffic signal coordination on major streets	48	9.5 %
Availability of safe routes for children to walk or bicycle to school	37	7.3 %
Number of destinations served by public transit	17	3.4 %
Frequency of transit service	1	0.2 %
Availability of pedestrian paths & sidewalks	76	15.1 %
Connectivity of pedestrian paths & sidewalks	18	3.6 %
Level of safety for those traveling on foot	58	11.5 %
None chosen	32	6.3 %
Total	504	100.0 %

Q15. Which TWO of the transportation issues listed in Question 14 do you think should receive the MOST EMPHASIS from Township leaders over the next several years?

<u>Q15. 2nd choice</u>	<u>Number</u>	<u>Percent</u>
Ease of vehicular travel in Township	27	5.4 %
Availability & connectivity of bicycle lanes	41	8.1 %
Level of safety for those traveling by bicycle	45	8.9 %
Traffic signal coordination on major streets	77	15.3 %
Availability of safe routes for children to walk or bicycle to school	44	8.7 %
Number of destinations served by public transit	16	3.2 %
Frequency of transit service	11	2.2 %
Availability of pedestrian paths & sidewalks	74	14.7 %
Connectivity of pedestrian paths & sidewalks	62	12.3 %
Level of safety for those traveling on foot	53	10.5 %
None chosen	54	10.7 %
Total	504	100.0 %

(SUM OF TOP 2)

Q15. Which TWO of the transportation issues listed in Question 14 do you think should receive the MOST EMPHASIS from Township leaders over the next several years? (top 2)

<u>Q15. Top choice</u>	<u>Number</u>	<u>Percent</u>
Ease of vehicular travel in Township	150	29.8 %
Availability & connectivity of bicycle lanes	91	18.1 %
Level of safety for those traveling by bicycle	89	17.7 %
Traffic signal coordination on major streets	125	24.8 %
Availability of safe routes for children to walk or bicycle to school	81	16.1 %
Number of destinations served by public transit	33	6.5 %
Frequency of transit service	12	2.4 %
Availability of pedestrian paths & sidewalks	150	29.8 %
Connectivity of pedestrian paths & sidewalks	80	15.9 %
Level of safety for those traveling on foot	111	22.0 %
None chosen	32	6.3 %
Total	954	

Q16. PUBLIC ENGAGEMENT AND COMMUNICATION. For each of the following, please rate your satisfaction with each item on a scale of 5 to 1, where 5 means "Very Satisfied" and 1 means "Very Dissatisfied."

(N=504)

	Very satisfied	Satisfied	Neutral	Dissatisfied	Very dissatisfied	Don't know
Q16-1. Availability of & timeliness of info about services & activities	8.7%	35.3%	32.1%	10.7%	1.8%	11.3%
Q16-2. Township's efforts to keep you informed about Township-related issues	9.3%	38.7%	29.6%	11.7%	4.0%	6.7%
Q16-3. Township's website	8.9%	35.1%	30.0%	8.1%	1.2%	16.7%
Q16-4. Township's newsletter	14.1%	46.0%	23.4%	4.4%	1.4%	10.7%
Q16-5. Township's Facebook account	4.2%	14.3%	24.8%	3.8%	0.8%	52.2%
Q16-6. Level of public involvement in local decision-making	3.6%	14.9%	29.8%	16.1%	6.7%	29.0%
Q16-7. Township's overall level of transparency	6.0%	18.7%	35.7%	13.1%	5.4%	21.2%

(WITHOUT "DON'T KNOW")

Q16. PUBLIC ENGAGEMENT AND COMMUNICATION. For each of the following, please rate your satisfaction with each item on a scale of 5 to 1, where 5 means "Very Satisfied" and 1 means "Very Dissatisfied." (without "don't know")

(N=504)

	Very satisfied	Satisfied	Neutral	Dissatisfied	Very dissatisfied
Q16-1. Availability of & timeliness of info about services & activities	9.8%	39.8%	36.2%	12.1%	2.0%
Q16-2. Township's efforts to keep you informed about Township-related issues	10.0%	41.5%	31.7%	12.6%	4.3%
Q16-3. Township's website	10.7%	42.1%	36.0%	9.8%	1.4%
Q16-4. Township's newsletter	15.8%	51.6%	26.2%	4.9%	1.6%
Q16-5. Township's Facebook account	8.7%	29.9%	51.9%	7.9%	1.7%
Q16-6. Level of public involvement in local decision-making	5.0%	20.9%	41.9%	22.6%	9.5%
Q16-7. Township's overall level of transparency	7.6%	23.7%	45.3%	16.6%	6.8%

Q17. PUBLIC ENGAGEMENT AND COMMUNICATION. For each of the items below, please rate how often you use each one.

(N=504)

	Often	4	3	2	Never	Not provided
Q17-1. Township website	8.9%	14.3%	27.0%	26.2%	19.6%	4.0%
Q17-2. Township newsletter	34.3%	24.8%	19.6%	6.9%	11.1%	3.2%
Q17-3. Email subscription notifications	7.7%	6.9%	12.1%	8.7%	58.9%	5.6%
Q17-4. Facebook	7.3%	7.5%	10.3%	8.9%	60.7%	5.2%
Q17-5. Direct mail	13.5%	18.3%	25.0%	10.9%	25.2%	7.1%
Q17-6. Local media outlets (newspaper)	7.1%	9.9%	19.6%	11.3%	46.2%	5.8%
Q17-7. Sandwich boards/street signage	7.1%	11.5%	21.2%	14.1%	39.3%	6.7%
Q17-8. Crimewatch	9.5%	8.7%	13.1%	8.3%	54.2%	6.2%

(WITHOUT "NOT PROVIDED")**Q17. PUBLIC ENGAGEMENT AND COMMUNICATION. For each of the items below, please rate how often you use each one. (without "not provided")**

(N=504)

	Often	4	3	2	Never
Q17-1. Township website	9.3%	14.9%	28.1%	27.3%	20.5%
Q17-2. Township newsletter	35.5%	25.6%	20.3%	7.2%	11.5%
Q17-3. Email subscription notifications	8.2%	7.4%	12.8%	9.2%	62.4%
Q17-4. Facebook	7.7%	7.9%	10.9%	9.4%	64.0%
Q17-5. Direct mail	14.5%	19.7%	26.9%	11.8%	27.1%
Q17-6. Local media outlets (newspaper)	7.6%	10.5%	20.8%	12.0%	49.1%
Q17-7. Sandwich boards/street signage	7.7%	12.3%	22.8%	15.1%	42.1%
Q17-8. Crimewatch	10.1%	9.3%	14.0%	8.9%	57.7%

Q17. PUBLIC ENGAGEMENT AND COMMUNICATION. For each of the items below, please rate how effective you feel it is in keeping you informed about Township services, programs, and projects.

(N=504)

	Effective	4	3	2	Ineffective	Not provided
Q17-1. Township website	17.7%	22.8%	27.6%	9.7%	10.6%	11.5%
Q17-2. Township newsletter	34.1%	26.3%	18.2%	6.9%	9.0%	5.5%
Q17-3. Email subscription notifications	10.8%	9.2%	19.6%	7.8%	21.2%	31.3%
Q17-4. Facebook	9.4%	9.9%	19.8%	6.5%	23.5%	30.9%
Q17-5. Direct mail	17.5%	20.7%	19.8%	8.3%	12.7%	21.0%
Q17-6. Local media outlets (newspaper)	7.8%	10.8%	22.8%	8.3%	24.2%	26.0%
Q17-7. Sandwich boards/street signage	8.5%	14.5%	20.7%	11.1%	21.0%	24.2%
Q17-8. Crimewatch	12.4%	9.4%	21.2%	6.7%	18.9%	31.3%

(WITHOUT "NOT PROVIDED")**Q17. PUBLIC ENGAGEMENT AND COMMUNICATION. For each of the items below, please rate how effective you feel it is in keeping you informed about Township services, programs, and projects. (without "not provided")**

(N=504)

	Effective	4	3	2	Ineffective
Q17-1. Township website	20.1%	25.8%	31.3%	10.9%	12.0%
Q17-2. Township newsletter	36.1%	27.8%	19.3%	7.3%	9.5%
Q17-3. Email subscription notifications	15.8%	13.4%	28.5%	11.4%	30.9%
Q17-4. Facebook	13.7%	14.3%	28.7%	9.3%	34.0%
Q17-5. Direct mail	22.2%	26.2%	25.1%	10.5%	16.0%
Q17-6. Local media outlets (newspaper)	10.6%	14.6%	30.8%	11.2%	32.7%
Q17-7. Sandwich boards/street signage	11.2%	19.1%	27.4%	14.6%	27.7%
Q17-8. Crimewatch	18.1%	13.8%	30.9%	9.7%	27.5%

Q18. Several services are listed below. For each one, please indicate if you used the service during the past 12 months.

(N=504)

	Yes	No	Don't know
Q18-1. Used Public Transit services	3.8%	90.7%	5.6%
Q18-2. Enrolled in recreation programs and/or participated in special events offered by Township	20.6%	75.0%	4.4%
Q18-3. Visited Township recreation facilities and/or visited Township parks	72.4%	24.8%	2.8%
Q18-4. Visited Township's Volunteer Fire Departments	18.1%	78.4%	3.6%
Q18-5. Had contact with Police Department	38.1%	59.3%	2.6%
Q18-6. Had contact with EMS (Emergency Medical Services)	15.1%	81.7%	3.2%
Q18-7. Used a walking/biking trail or path	64.5%	32.7%	2.8%

(WITHOUT "DON'T KNOW")**Q18. Several services are listed below. For each one, please indicate if you used the service during the past 12 months. (without "don't know")**

(N=504)

	Yes	No
Q18-1. Used Public Transit services	4.0%	96.0%
Q18-2. Enrolled in recreation programs and/or participated in special events offered by Township	21.6%	78.4%
Q18-3. Visited Township recreation facilities and/or visited Township parks	74.5%	25.5%
Q18-4. Visited Township's Volunteer Fire Departments	18.7%	81.3%
Q18-5. Had contact with Police Department	39.1%	60.9%
Q18-6. Had contact with EMS (Emergency Medical Services)	15.6%	84.4%
Q18-7. Used a walking/biking trail or path	66.3%	33.7%

(WITHOUT "DON'T KNOW")

Q19. CLEAN ENERGY AND SUSTAINABILITY. On a scale of 1 to 5, where 5 is "Extremely important" and 1 is "Not important," please specify the priority that Plumstead Township should place on addressing the following issues:

(N=504)

	Extremely important	Quite important	Moderately important	Slightly important	Not important	Don't know
Q19-1. Continuing to move towards cleaner energy sources & reducing carbon footprint of Township	31.2%	22.0%	20.2%	11.7%	11.9%	3.0%
Q19-2. Improving infrastructure as it relates to stormwater management & flood control	38.3%	33.9%	17.1%	4.8%	2.2%	3.8%
Q19-3. Working collaboratively with nearby local governments to address common environmental issues	32.3%	31.3%	20.6%	8.9%	3.6%	3.2%
Q19-4. Encouraging all new construction & retrofits to meet highest energy efficiency standards	32.1%	27.4%	23.0%	9.9%	4.0%	3.6%
Q19-5. Installation & access to public electric vehicle chargers	18.3%	15.1%	23.2%	14.5%	22.6%	6.3%
Q19-6. Coordination with local businesses to encourage improvements to sustainability	22.8%	28.4%	23.8%	11.7%	7.7%	5.6%
Q19-7. Investment in renewable energy projects at government buildings	22.8%	21.8%	22.8%	15.7%	12.7%	4.2%

(WITHOUT "DON'T KNOW")**Q19. CLEAN ENERGY AND SUSTAINABILITY. On a scale of 1 to 5, where 5 is "Extremely important" and 1 is "Not important," please specify the priority that Plumstead Township should place on addressing the following issues: (without "don't know")**

(N=504)

	Extremely important	Quite important	Moderately important	Slightly important	Not important
Q19-1. Continuing to move towards cleaner energy sources & reducing carbon footprint of Township	32.1%	22.7%	20.9%	12.1%	12.3%
Q19-2. Improving infrastructure as it relates to stormwater management & flood control	39.8%	35.3%	17.7%	4.9%	2.3%
Q19-3. Working collaboratively with nearby local governments to address common environmental issues	33.4%	32.4%	21.3%	9.2%	3.7%
Q19-4. Encouraging all new construction & retrofits to meet highest energy efficiency standards	33.3%	28.4%	23.9%	10.3%	4.1%
Q19-5. Installation & access to public electric vehicle chargers	19.5%	16.1%	24.8%	15.5%	24.2%
Q19-6. Coordination with local businesses to encourage improvements to sustainability	24.2%	30.0%	25.2%	12.4%	8.2%
Q19-7. Investment in renewable energy projects at government buildings	23.8%	22.8%	23.8%	16.4%	13.3%

Q20. Which THREE of the clean energy and sustainability items listed in Question 19 do you think should receive the MOST EMPHASIS from Township leaders over the next several years?

Q20. Top choice	Number	Percent
Continuing to move towards cleaner energy sources & reducing carbon footprint of Township	152	30.2 %
Improving infrastructure as it relates to stormwater management & flood control	151	30.0 %
Working collaboratively with nearby local governments to address common environmental issues	41	8.1 %
Encouraging all new construction & retrofits to meet highest energy efficiency standards	42	8.3 %
Installation & access to public electric vehicle chargers	23	4.6 %
Coordination with local businesses to encourage improvements to sustainability	12	2.4 %
Investment in renewable energy projects at government buildings	12	2.4 %
None chosen	71	14.1 %
Total	504	100.0 %

Q20. Which THREE of the clean energy and sustainability items listed in Question 19 do you think should receive the MOST EMPHASIS from Township leaders over the next several years?

<u>Q20. 2nd choice</u>	<u>Number</u>	<u>Percent</u>
Continuing to move towards cleaner energy sources & reducing carbon footprint of Township	54	10.7 %
Improving infrastructure as it relates to stormwater management & flood control	83	16.5 %
Working collaboratively with nearby local governments to address common environmental issues	112	22.2 %
Encouraging all new construction & retrofits to meet highest energy efficiency standards	61	12.1 %
Installation & access to public electric vehicle chargers	28	5.6 %
Coordination with local businesses to encourage improvements to sustainability	39	7.7 %
Investment in renewable energy projects at government buildings	22	4.4 %
<u>None chosen</u>	<u>105</u>	<u>20.8 %</u>
Total	504	100.0 %

Q20. Which THREE of the clean energy and sustainability items listed in Question 19 do you think should receive the MOST EMPHASIS from Township leaders over the next several years?

<u>Q20. 3rd choice</u>	<u>Number</u>	<u>Percent</u>
Continuing to move towards cleaner energy sources & reducing carbon footprint of Township	33	6.5 %
Improving infrastructure as it relates to stormwater management & flood control	33	6.5 %
Working collaboratively with nearby local governments to address common environmental issues	83	16.5 %
Encouraging all new construction & retrofits to meet highest energy efficiency standards	75	14.9 %
Installation & access to public electric vehicle chargers	42	8.3 %
Coordination with local businesses to encourage improvements to sustainability	62	12.3 %
Investment in renewable energy projects at government buildings	44	8.7 %
<u>None chosen</u>	<u>132</u>	<u>26.2 %</u>
Total	504	100.0 %

(SUM OF TOP 3)**Q20. Which THREE of the clean energy and sustainability items listed in Question 19 do you think should receive the MOST EMPHASIS from Township leaders over the next several years? (top 3)**

<u>Q20. Top choice</u>	<u>Number</u>	<u>Percent</u>
Continuing to move towards cleaner energy sources & reducing carbon footprint of Township	239	47.4 %
Improving infrastructure as it relates to stormwater management & flood control	267	53.0 %
Working collaboratively with nearby local governments to address common environmental issues	236	46.8 %
Encouraging all new construction & retrofits to meet highest energy efficiency standards	178	35.3 %
Installation & access to public electric vehicle chargers	93	18.5 %
Coordination with local businesses to encourage improvements to sustainability	113	22.4 %
Investment in renewable energy projects at government buildings	78	15.5 %
None chosen	71	14.1 %
Total	1275	

Q21. Approximately how many years have you lived in the Township?

<u>Q21. How many years have you lived in Township</u>	<u>Number</u>	<u>Percent</u>
0-5	92	18.3 %
6-10	72	14.3 %
11-15	51	10.1 %
16-20	42	8.3 %
21-30	157	31.2 %
31+	79	15.7 %
Not provided	11	2.2 %
Total	504	100.0 %

(WITHOUT "NOT PROVIDED")**Q21. Approximately how many years have you lived in the Township? (without "not provided")**

<u>Q21. How many years have you lived in Township</u>	<u>Number</u>	<u>Percent</u>
0-5	92	18.7 %
6-10	72	14.6 %
11-15	51	10.3 %
16-20	42	8.5 %
21-30	157	31.8 %
31+	79	16.0 %
Total	493	100.0 %

Q22. What is your age?

<u>Q22. Your age</u>	<u>Number</u>	<u>Percent</u>
18-34	96	19.0 %
35-44	99	19.6 %
45-54	95	18.8 %
55-64	99	19.6 %
65+	100	19.8 %
Not provided	15	3.0 %
Total	504	100.0 %

(WITHOUT "NOT PROVIDED")**Q22. What is your age? (without "not provided")**

<u>Q22. Your age</u>	<u>Number</u>	<u>Percent</u>
18-34	96	19.6 %
35-44	99	20.2 %
45-54	95	19.4 %
55-64	99	20.2 %
65+	100	20.4 %
Total	489	100.0 %

Q23. Would you say your total annual household income is...

<u>Q23. Your total annual household income</u>	<u>Number</u>	<u>Percent</u>
Under \$25K	17	3.4 %
\$25K to \$49,999	38	7.5 %
\$50K to \$74,999	50	9.9 %
\$75K to \$99,999	74	14.7 %
\$100K to \$149,999	72	14.3 %
\$150K to \$199,999	60	11.9 %
\$200K to \$249,999	56	11.1 %
\$250K+	72	14.3 %
Not provided	65	12.9 %
Total	504	100.0 %

(WITHOUT "NOT PROVIDED")**Q23. Would you say your total annual household income is... (without "not provided")**

<u>Q23. Your total annual household income</u>	<u>Number</u>	<u>Percent</u>
Under \$25K	17	3.9 %
\$25K to \$49,999	38	8.7 %
\$50K to \$74,999	50	11.4 %
\$75K to \$99,999	74	16.9 %
\$100K to \$149,999	72	16.4 %
\$150K to \$199,999	60	13.7 %
\$200K to \$249,999	56	12.8 %
\$250K+	72	16.4 %
Total	439	100.0 %

Q24. Which of the following best describes your current employment status?

<u>Q24. Your current employment status</u>	<u>Number</u>	<u>Percent</u>
Employed outside the home	292	57.9 %
Employed inside the home/have a home based business	70	13.9 %
Retired	120	23.8 %
Not currently employed, not seeking employment	8	1.6 %
Not provided	14	2.8 %
Total	504	100.0 %

(WITHOUT "NOT PROVIDED")**Q24. Which of the following best describes your current employment status? (without "not provided")**

Q24. Your current employment status	Number	Percent
Employed outside the home	292	59.6 %
Employed inside the home/have a home based business	70	14.3 %
Retired	120	24.5 %
Not currently employed, not seeking employment	8	1.6 %
Total	490	100.0 %

Q24a. What is the zip code of where you work or go to school?

<u>Q24a. Zip code of where you work or go to school</u>	<u>Number</u>	<u>Percent</u>
18902	41	17.3 %
18901	29	12.2 %
18947	26	11.0 %
18940	9	3.8 %
18938	7	3.0 %
19044	6	2.5 %
18914	5	2.1 %
19103	5	2.1 %
18974	5	2.1 %
19446	4	1.7 %
19034	4	1.7 %
19486	4	1.7 %
8540	3	1.3 %
19053	3	1.3 %
8807	3	1.3 %
18976	3	1.3 %
19428	3	1.3 %
19106	2	0.8 %
19007	2	0.8 %
18923	2	0.8 %
19477	2	0.8 %
18944	2	0.8 %
18969	2	0.8 %
19090	2	0.8 %
8560	2	0.8 %
8543	2	0.8 %
19403	2	0.8 %
19020	2	0.8 %
19406	2	0.8 %
8619	2	0.8 %
18915	2	0.8 %
18949	2	0.8 %
19154	2	0.8 %
19047	2	0.8 %
18017	2	0.8 %
19025	1	0.4 %
7104	1	0.4 %
18103	1	0.4 %
19130	1	0.4 %
18979	1	0.4 %
18912	1	0.4 %
18951	1	0.4 %
18939	1	0.4 %
19119	1	0.4 %
8869	1	0.4 %
19104	1	0.4 %
19107	1	0.4 %

Q24a. What is the zip code of where you work or go to school?

<u>Q24a. Zip code of where you work or go to school</u>	<u>Number</u>	<u>Percent</u>
19003	1	0.4 %
19101	1	0.4 %
19006	1	0.4 %
18942	1	0.4 %
8534	1	0.4 %
8608	1	0.4 %
19004	1	0.4 %
11753	1	0.4 %
19131	1	0.4 %
19901	1	0.4 %
19115	1	0.4 %
18326	1	0.4 %
19355	1	0.4 %
19422	1	0.4 %
19085	1	0.4 %
18964	1	0.4 %
18966	1	0.4 %
18931	1	0.4 %
18930	1	0.4 %
18929	1	0.4 %
18928	1	0.4 %
19075	1	0.4 %
10019	1	0.4 %
19192	1	0.4 %
10665	1	0.4 %
19111	1	0.4 %
19462	1	0.4 %
19803	1	0.4 %
17403	1	0.4 %
Total	237	100.0 %

Q25. Do you actively farm land within the Township?

<u>Q25. Do you actively farm land within Township</u>	<u>Number</u>	<u>Percent</u>
Yes	28	5.6 %
No	471	93.5 %
Not provided	5	1.0 %
Total	504	100.0 %

(WITHOUT "NOT PROVIDED")**Q25. Do you actively farm land within the Township? (without "not provided")**

<u>Q25. Do you actively farm land within Township</u>	<u>Number</u>	<u>Percent</u>
Yes	28	5.6 %
No	471	94.4 %
Total	499	100.0 %

Q26. Do you own or rent your current residence?

Q26. Do you own or rent your current residence	Number	Percent
Own	465	92.3 %
Rent	33	6.5 %
Not provided	6	1.2 %
Total	504	100.0 %

(WITHOUT "NOT PROVIDED")**Q26. Do you own or rent your current residence? (without "not provided")**

Q26. Do you own or rent your current residence	Number	Percent
Own	465	93.4 %
Rent	33	6.6 %
Total	498	100.0 %

Q27. How many persons in your household (counting yourself), are in each of the following age groups?

	Mean	Sum
number	2.9	1403
Under age 10	0.3	143
Ages 10-19	0.4	182
Ages 20-34	0.4	188
Ages 35-54	0.7	342
Ages 55-64	0.6	294
Ages 65+	0.5	254

Q28. Which of the following best describes your race/ethnicity?

Q28. Your race/ethnicity	Number	Percent
Asian or Asian Indian	17	3.4 %
Black or African American	5	1.0 %
American Indian or Alaska Native	3	0.6 %
White	455	90.3 %
Native Hawaiian or other Pacific Islander	1	0.2 %
Hispanic, Spanish, or Latino/a/x	18	3.6 %
Middle Eastern or North African	2	0.4 %
Other	2	0.4 %
Total	503	

Q28-8. Self-describe your race/ethnicity:

Q28-8. Self-describe your race/ethnicity	Number	Percent
Celtic	1	50.0 %
Jewish	1	50.0 %
Total	2	100.0 %

Q29. What is your gender identity?

Q29. Your gender identity	Number	Percent
Male	244	48.4 %
Female	240	47.6 %
Non Binary	2	0.4 %
Prefer to self-describe	1	0.2 %
Prefer not to answer	17	3.4 %
Total	504	100.0 %

(WITHOUT "PREFER NOT TO ANSWER")**Q29. What is your gender identity? (without "prefer not to answer")**

Q29. Your gender identity	Number	Percent
Male	244	50.1 %
Female	240	49.3 %
Non Binary	2	0.4 %
Prefer to self-describe	1	0.2 %
Total	487	100.0 %

Q29-4. Self-describe your gender identity:

Q29-4. Self-describe your gender identity	Number	Percent
Fluid	1	100.0 %
Total	1	100.0 %



Open-Ended Responses

Open-Ended Questions Responses

Q13—“Other”: What additional amenities, if any, would you like to see in our park system?

- 9 hole golf course
- bocce courts / shuffle board
- Ball fields.
- Basketball at Schweitzer
- Basketball Courts
- basketball, tennis courts
- Bathrooms
- Benches, to sit and just enjoy the outdoors.
- Better access in point pleasant to Delaware river.
- Better playground equipment.
- bike paths
- bike trails
- Biking & walking trails in wooded areas
- bocce ball court, croquet course
- Bocce courts.
- Bring the diggers back (JS Park).
- Community pool
- Community pool
- Community pool at Hanusey Park
- Community pool/water park at hanuasey park.
- concerts, arts, performances
- connect trails
- cross country skiing
- dog friendly areas
- Dog park
- Dog park
- Dog park
- dog park leashed & unleashed
- Dog park, sidewalks connecting neighborhoods, walking trails
- don't know where these areas are
- Fishing for kids.
- fitness stations
- "Four (4) or more Tennis Courts located at one of our parks (not at a school). The courts should be 'lighted' until 11:00pm (Spring, Summer, Fall)
- Pickleball Courts would be fine as long as they are well away from any tennis courts. Pickleball games do generate 'noise pollution' so distance and tree buffers should be utilized to minimize the noise to others playing tennis or other residents just trying to enjoy the park.
- A dog park would be welcome, one that has an area for small dogs, another area for large dogs and another area that would be left 'dormant' but used in a rotational basis so that grass can

grow back in all three fields during the course of the Spring & Fall. Growing the grass also prevents them from becoming a 'mud field'.

- Horseshoe Pits & Bocce Ball courts would also be a nice edition to one of our parks."
- Free skate park.
- Gaga pit, ice skating
- Girls softball fields
- handicapped
- "I use Landis Park almost exclusively so my following comments pertain to it.
- Landis park is heavily used by dog walkers. I would like to see the return of trash receptacles as it is common for people to just leave their dog waste along the walking path (either bagged or not!). When we had ""doggie bags"" provided, it was abused (by kids I assume) so I understand why they are not provided, but it would be nice to have trash cans where people can deposit waste (coffee cups, juice boxes, etc.) who are using the playground, pagoda, or paths.
- Also there should be signs warning of fines for unleashed dogs, as many children and elderly also use the paths, and some irresponsible dog owners let their dog off leash (or pretend) - this makes walking the paths more of an apprehensive experience. Our parks should be safe."
- Indoor basketball courts
- indoor sports facility
- longer bike/walking trails
- merry go round
- More bike trails
- more bike trails connecting parks
- More connectivity for bikes.
- More natural parks with walking trails and preservation of the natural environment.
- More play areas
- more tennis courts, more basketball courts
- more toddler safe play equipment
- More walking trails
- More walking trails
- More walking trails
- More walking/biking trails.
- More wildlife habitat.
- more/better playgrounds
- natural areas as opposed to more amenities
- nature walking trails
- open walking areas
- Outside exercise equipment.
- Pet areas.
- Playground equipment/tennis.
- playground, picnic tables, dog park
- Playgrounds
- Pool
- Pool, tennis courts.

- port-a-potties
- Preserved open space and forest with walking trails, natural spaces. All township parks were built as part of housing developments and are essentially sports fields, many heavily paved.
- public baseball fields
- remove athletic facilities
- Restroom
- Roller hockey with potential to flood and turn into ice hockey in cold weather.
- Running and walking paths.
- running track
- Safe bicycle paths between parks and developments. Creation of a Bicycle trail Connecting Summer Hill development to Cold Spring paths.
- Safe biking paths/hiking trails.
- safe walking trails
- sand like bush park
- skate park
- Skating and skate board parks.
- Soccer and baseball fields.
- something like Doylestown or Perkasie has
- Tennis courts
- Tennis courts
- Tennis courts
- Tennis courts
- Tennis courts
- Tennis courts
- Tennis courts
- Tennis courts
- tennis courts and batting cages.
- tennis courts, bike lanes
- There are a lot of parks in developments with no real access or good parking for other residents. there are no real courts etc. Just improve the amenities we have and light the fields in the neighborhoods so they are more usable
- Trails, trails, trails. Build out the Township Trails Plan.
- Trash cans
- trash cans, maintenance, restrooms
- trees & trails
- turf sports fields
- update Tot Lot
- upgrade of playground eq at parks
- Walking and biking trails.
- Walking opportunities.
- Walking path
- Walking trails between parks
- walking trails connecting neighborhoods

- Walking trails that connect neighborhoods & retail
- walking, hiking
- Waste removal for Landis.
- Water fountains at the parks.
- Wildlife preserve

Q30—"What are three issues you believe the Township needs to be prepared to address in the next five years?"

Issue 1:

- access to public electric chargers
- Accessibility of walking/biking paths
- Add extra lane to main roads.
- add tennis courts
- Adding additional walking paths to connect town with parks
- Adding new commercial ratables to the tax base
- address PE CO reliability
- Affordable housing for LMI.
- affordable housing including moderate townhome communities
- affordable housing of different types
- Affordable housing of different types
- Aging Infrastructure
- Aging population
- Balance budget
- Best place to live.
- Better communication
- Better development along 611
- Better road conditions
- Better traffic control at intersections 611, Stump and WaWa
- Better traffic flow on Stump and 611.
- Bicycle parking/safety.
- Bike safety
- Boy & men use the Men's room, Girls use the Girls' room
- Budget concerns (increase in costs of infrastructure and services)
- Build middle class single family homes.
- Building too many houses- open spaces are what give Plumsteadville character
- care of environment
- Clean energy
- Clean energy
- Clean energy
- Clean energy
- Clean energy

- Climate change
- Climate change
- Climate change prep, especially drainage.
- climate change related issues so far as storm management (water, snow, etc.)
- code enforcement
- Commercial/retail development
- Commit to protecting open space
- Communication with residents
- concerned about the development plans underway and the impact will have everything from crime, traffic, and property values
- congestion (numerous developments)
- connect and extend sidewalks in business district
- Connect walking and biking paths
- Connectivity of bike trails
- contain the growth of the township
- Continue to preserve farmland and agriculture.
- control housing developments
- controlled growth
- Controlling and preventing crime
- controlling growth, being thoughtful about what is being built
- Controlling new home construction.
- Create walking paths connect them.
- Crime
- Crime
- Crime influx from surrounding areas.
- Cyber security
- decline in new young families
- deep, eroding ditches
- deteriorating roadways
- develop Stump & 611 similar to Dublin- develop the area
- Development
- Development
- Development
- Development
- development of farmland for residential use
- Developmental pressure.
- dog friendly businesses
- Don't rush into EV charging stations until EV batteries are more sustainable.
- Easton/Stump intersection needs to be improved.
- economic growth and housing
- Enact similar zoning laws and codes that exist in townships like Solebury and Buckingham especially as it relates to residential and commercial. The township is allowing too many residential units on a small amount of acreage And not holding developers to high standards.

- energy and transportation transformation
- Energy efficiency and sustainability
- Enforcement of speed limits especially on small roads used as cut through for 313 congestion
- Ensuring safety and security of residents and businesses as crime rates increase across bordering townships
- Environment
- Environmental impacts
- Establish a fire company.
- Expanding sewer coverage due to poor soil conditions for existing septic systems
- Extreme weather related emergencies from climate change.
- Finish walking trails
- Fire and EMS
- fiscal responsibility
- Fix icy spots on Stump Rd toward 313.
- Fix the roads, potholes. They are terrible and most of it is to due the roads being constantly maintenance or cut-up due to construction work
- Flooding and road closures
- Flooding and Stormwater issues
- For me personally coordination with Buckingham.
- Foreign purchase of homes with criminal intent
- fund the Fire Dept so they do not have to raffle guns
- Get rid of dead trees along roads.
- give more monetary support to the Fire Companies
- Growth
- Growth
- Growth
- Growth
- growth in population
- housing growth- road infrastructure has to keep up
- Image of community
- Improve cleanliness of township
- Improve local roads, Curly Hill, west of Potters Lane.
- Improve playground at Cabin Run
- improve road conditions
- Improve roads to accommodate traffic flow
- improve roads with shoulders
- Improve the road conditions.
- Improve the roads, especially Curly Hill Road.
- Improve the traffic and light coordination for the growing population.
- improve township/home owner communications
- Improve variety of parks, recreation for all ages
- improved parks with walking/biking trails(paths) and better upkeep
- Improvement/beautification of the Plumsteadville town area

- increase recreation- restaurants/bars
- Infrastructure
- Infrastructure
- Infrastructure
- Infrastructure
- Infrastructure and roads.
- Infrastructure as related to bike paths for transportation. Many places throughout the country are becoming much more bike friendly which leads to better health and carbon reduction.
- infrastructure improvements-particularly roads
- infrastructure- too many new homes increasing population density
- infrastructure, especially roadways
- Infrastructure, roads and power lines
- infrastructure, roads, etc.
- interconnect cycling and walking paths.
- intersection at 611 and curly hill
- Jobs
- Keep as much open space as possible.
- Keep it an affordable place to live.
- Keep open land preserved
- keep taxes low
- Keeping costs down
- keeping roads in better repair
- Keeping taxes from rising
- lack of affordable housing
- Lack of affordable housing driving decline in school enrollment
- Lack of volunteers helping out with community agencies, fire and EMS.
- Land and historic preservation / open space
- land development practices
- land preservation
- Land preservation
- Land preservation
- Land preservation
- Land preservation/protection from development
- Land use
- Left turn signal at 611/Upper stump and other challenging intersections
- Left turn signal on Saw Mill Road
- Less stringent on building codes
- light at 611 & Curlyhill Rd
- Limit large residential development.
- Limit new housing developments
- limiting housing and density in already developed areas
- listen to the public before acting
- Local job creation

- look at zoning districts
- loss of rural areas
- Lot sizes need to be large.
- maintain farm land
- Maintaining open space
- Make it easier to walk from Summerhill to school.
- make ranch homes for Seniors
- make the surveys online
- Making the Township walkable and bikeable.
- Manage growth
- manage new development
- Manage trees in wires
- Managing growth
- Managing growth
- Managing growth
- managing residential & commercial development
- Maximizing open space and minimizing congestion.
- More biking/walking trails
- more funding for Fire Dept
- more good paying jobs
- More land preservation
- More new development on commercial corridors.
- More pedestrian and bike paths
- More pickleball courts.
- More tennis courts.
- More things for teens to do.
- More trails/sidewalks
- More vibrant business zones
- New development solar/wind requirements.
- new places to eat
- NO NEW DEVELOPMENTS
- not allowing tractor trailers to use back roads
- Not enough lights on our streets.
- Open space
- Open space
- Open space preserving farm land
- over building
- Over building of housing - too many going up AND expensive
- Over development
- Over development
- Over development
- Over development
- Over development

- Over development
- Over development
- over development/loss of rural atmosphere
- Overcrowded streets and vehicular traffic.
- overcrowding
- Overdevelopment both residential and commercial.
- OVERDEVELOPMENT- NO MORE VILLAGE/BUSINESS
- Overpopulation
- Paid fire service
- Parallel parking on Stump Rd. should not have been done.
- Parking
- Pedestrian safety
- pedestrian/bike access
- People move here because it is a bit rural. They do NOT it built up. They want small business (like the Saltbox, devil's acre etc.). Not chains. Not happy about the restaurant going in where Rita's was.
- Pickleball / Recreation facilities
- pickleball courts
- pickleball courts
- Planning commercial and residential growth.
- Plant trees
- Population growth
- Population growth
- Population growth
- Population growth
- Population growth within the township.
- Preparation for severe weather related events
- preservation of open space
- Preserve farmland
- Preserve farmland
- Preserve farmland
- Preserve land
- Preserve open space / farms
- Preserve the rural character
- Preserving land
- Preserving land
- Preserving land/less building especially high density housing
- Preserving open land.
- Preserving open space.
- Preserving open space/farmland.
- Preserving the environment.
- Preventing too much development
- Property taxes

- Protected space
- Protecting natural resources
- Protection of natural resources
- Providing parks that entertain family needs.
- Public investment in land preservation
- Public Safety
- Public Safety
- public safety (ex-crime)
- public sewer capacity and infrastructure
- public sewerage
- Public works such as storm water management systems
- Put article in paper telling residents to keep pipes clean out in driveways.
- Quality and safety of roads
- Quality of new development
- recreation, golf course, more amenities for recreation
- Reduce carbon footprint- incentives/assistance for homeowners, requirements for businesses
- Reduce the homes being built.
- reducing carbon footprint of township and its residents
- Reduction of plastics.
- repair potholes
- residential expansion- congested traffic
- Response times.
- responsible growth
- Road and bridge improvements.
- Road cannot handle the traffic volume.
- Road improvements
- road improvements
- Road improvements to accommodate growing population.
- Road maintenance
- Road maintenance
- Road maintenance
- Road Maintenance
- Road maintenance
- Road Maintenance on township roads and neighborhoods; coordination with state crews
- Road repair
- Road repair
- Road repair
- Roads
- Roads
- Roads
- Roads and traffic - Rt 313 and Rt 611
- roads are a disgrace.
- Roads are awful.

- Roads are too narrow.
- roads- end potholes, the patches do not work
- Roads in poor condition and larger storm water events
- roads upkeep
- Roads, maintenance, adequacy.
- Roadway maintenance
- Rolling over any public bonds coming due at higher interest rates.
- Safer Bike Lanes
- Safety
- Safety
- Safety
- Safety
- Safety
- Safety
- Safety
- Safety and security.
- safety in schools- no guns
- safety, police presence
- Safety/security
- Safety: as more people come to the area to live/work/shop, there has been an increase in shoplifting and other crimes.
- security
- Serious safety issue entering Swamp Rd from Fountain Circle (Brookside Estates). Traffic is so busy on Swamp Rd there needs to be a light or circle.
- Severe traffic
- Severe weather
- Shorter walking path from bottom of Summer Meadow drive to Gayman Elementary school
- Shut down the development on and around stump road and all the township for that matter
- Slow down the development.
- Slow rate of new home development
- Stop building
- Stop building
- Stop development
- Stop Development! - keep it rural - without making residents pay for it with increased taxes
- Stop new development.
- Stop signs at every cross street in the neighborhoods
- Stop sprawl and over-development of housing and strip malls.
- Storm damage to roads/bridges
- Storm drainage
- storm water/sewage
- Stormwater
- Stormwater
- Stormwater management

- traffic control, traffic signals, dangerous intersections
- Traffic flow
- Traffic flow
- Traffic flow
- Traffic flow and volume at high travel areas such as intersections of 611/Stump Rd, Rt 313, especially with the increase of housing developments close to those areas
- traffic flow on 611 and Stump Rd
- Traffic flow on 611 and Stump Road.
- Traffic for new homes.
- traffic impact
- traffic issues
- Traffic just keeps getting worse
- traffic light at Stump & 611 (turning lanes)
- Traffic management
- Traffic management /road issues
- traffic on 611 around Stump Rd through to Rite Aid
- Traffic on Route 313
- Traffic patterns and lights west of 413
- traffic signals(left turns)
- traffic/congestion
- Traffic/street congestion/parking.
- Traffic-primarily 611 and Stump intersection.
- trash removal cost keeps going up
- Turn signals at intersections.
- Vehicles speeding
- walking and biking paths
- walking path on Curly Hill
- Walking paths and sidewalks
- walking paths that are connected so people can live an active lifestyle safely
- Walking paths to access local establishments.
- water
- water
- water bill notice, annoying
- Water quality for drinking.
- Water quality. Way too much lime/calcium build up showing in our toilets, sinks and tubs, even with consistent cleaning.
- widen back roads
- Widen road with turn lane at 611 and Stump Rd.
- With the changing weather conditions, is the township prepared for an extreme weather event?
- Zoning

Issue 2:

- street repair, maintenance.
- Safety
- Allow sidewalks on main streets
- add biking lanes
- Updating parks and adding spray park or attractions
- Holding property taxes steady
- Climate change.
- better communications with residents regarding township meetings and ways to get involved
- sidewalks and connectors between neighborhoods, parks & businesses
- Create a town center at 611 & Stump Rd
- Keeping Plumstead the same type of township it has been yet looking to the future
- Affordable housing
- Keep ambulance/responders staffed and funded.
- Safety
- Fix roads.
- revitalize existing business.
- less developments
- We need a larger supermarket.
- Need to have left turn signal
- preservation of township rural character.
- Traffic flow and congestion on streets.
- stay out of the schools with the Gender stuff
- traffic pattern for 313
- Not preserving historic sites
- quality of life
- sustainability
- utility maintenance
- bad roads
- Police support
- Economic growth
- Sustainability
- Water quality
- Controlling development.
- affordable housing
- traffic- lights on Porcy synchronized
- Utilities maintenance and expansion
- better maintenance of roads
- road maintenance, potholes
- prevent future developments like the new one on Stump Road W of Route 611
- Grow thoughtfully
- Better leverage of biotechnology institute to drive economic growth

- provide for activities in the township other than baseball/softball/soccer
- Keep development for housing, and commercial down.
- road repairs
- Elevating the quality and aesthetic appeal of retail businesses and restaurants.
- preserving the community and not becoming like surrounding towns
- Preventing overgrowth in Plumstead.
- Creat parks.
- Traffic
- Road maintenance.
- Protect the electrical grid and water supply
- public safety
- leaf pick up from ditches
- bike paths & walking trails
- replace grass fields with turf, bring in \$\$ for rental
- safety and crime
- traffic
- Keeping us safe
- reduce more development in Pipersville area
- Fiscal responsibility
- safety with sidewalks
- More open space and agriculture mixed w/development.
- communication
- The intersection of 611 & Curly Hill Road/Haring Road finally needs to be addressed.
- reality on the quality of the CBSD, it only caters to the top 1% of students.
- Variety of housing options
- Limiting development
- Preventing degradation and negligence of properties across the township
- Traffic
- Sustainable energy
- Establish apartments for younger generations
- Working with developers to come up with projects that benefit all
- Preserved farmland
- Preserve more land, stop new developments.
- Open space conservation
- law enforcement
- no police cars in middle of 611
- More police, more funding for police.
- Partnership with PennDot to assure maintenance of roads that they oversee within the township
- Access to clean energy
- lack of code enforcements regarding renters
- sustainable energy
- Keep open spaces clean and trimmed.

- build new homes (single homes) in the 500K-600K range
- More growth
- Housing
- sustainability
- school redistricting
- bring natural gas lines to developments
- Development to serve community needs
- Access in point pleasant
- Energy efficiency
- keep taxes as low as possible
- Establish more walkways /address safety
- mark centerline and shoulders on all roads
- Grow commercial infrastructure.
- Install traffic lights at busy intersections, like Curly Hill Road.
- Improve the image of the town.
- tree removal performed without any notification
- traffic mgmt. on 611 and 313
- greater focus on environmental impacts (banning plastic bags)
- Stormwater/drainage management
- more walking trails
- housing needs
- police/EMS \$\$ due to population growth
- Protect the open space
- Clean energy
- Getting people to follow the laws/rules, parents speeding in school zones, people's excessive use of phones while driving.
- control of open space
- better roads to handle additional traffic
- increase in trucks slow, heavy, trucks on our local roadways and the damage they cause to traffic flow, pavement longevity, and air quality
- Compost/yard waste pick up
- preservation
- preservation of open space
- effectively use the money collected years ago for recreational development (how about something awesome like township pool)
- Housing development
- Traffic and roads being too congested.
- Health
- Keep township clean and safe
- Preservation of township
- Maintaining farmland
- too much housing development
- Road maintenance

- sustainability/clean energy
- tax base
- Environment
- Stop over development
- road maintenance/storm water run off/traffic
- Walking trails/recreation
- Public safety
- Stir water mgmt.
- Bicycle lane or walking path around on Saw Mill Road and 611
- Infrastructure
- Police -one a day-walk thru Toh.ckon, Gayman and Groveland
- More entertainment/activity based businesses.
- Prevent corporations from buying homes
- limit gas stations
- communicate before acting
- Higher end retail establishments
- adhere to descriptions of zoning areas
- too many high density housing projects
- Remain rural
- supporting agriculture
- Invest in the schools, keep politics out.
- Connect sidewalks to Burnt house hill road
- offer incentives
- Fix the roads.
- Control taxes
- Improve drainage. Causes flooding and when cold ice
- The new townhomes are built too close to the road.
- Preserving more land
- Fix the pot holes and repair the streets.
- infrastructure mgmt. and maintaining
- Bike/pedestrian trails along major roads.
- Enforcing illegally parked vehicles on township roads located within developments
- improved biking and walking trails
- Less development
- Better pedestrian/bike connectivity.
- Safety for children walking or biking to school
- Better connection of bike and walking trails.
- More special events.
- Free skate park
- Connecting existing trails/sidewalks
- safe and accessible walking.
- New development using maximum energy efficiency.
- book store

- TAXES
- creating a township recycle plan since waste mgmt. services do not comply
- No sidewalks.
- growth mgmt.
- Affordable housing
- The growth. Stop building cluster neighborhoods. Puts a strain on water levels for those homes with wells
- school pensions
- Speeding on secondary roads, especially Old Easton Road Connector
- Zoning
- Traffic
- No low income housing
- Traffic control.
- roads due to the increased traffic
- road maintenance
- Overpopulation/growth within the Township. Emphasis should be placed on the preservation
- Preserving open space.
- TRAFFIC/ STREETS IN DISREPAIR
- Aggressive driving
- Traffic congestion along bot township and state roads
- Eliminating turning lane to Wawa traveling south on 611.
- Housing
- Traffic
- traffic control
- Clean energy. Would like to see more bike paths, charging stations etc.
- Walking / sidewalks / bike paths
- improving walking and hiking routes
- preserve land
- Continue to provide great services.
- Don't allow much development - go slowly and sustainably for long-term success and community well-being
- infrastructure support
- Preservation of open space.
- Crime
- Maintenance and modernization roadways with bicycle/pedestrian paths
- traffic control
- traffic light at Haring and 611
- improving roads
- Infrastructure
- Road maintenance, fix the potholes.
- Keep budget costs low
- Focus on clean energy
- supporting farms

- Clean energy
- Intersection of stump and 611
- Over population area and school capacity
- Improve quality of township roads
- Assisting local farmers to make a profit.
- Energy efficiency.
- Preserve the character of the township
- Income tax
- Fix the towpath
- Safety
- Community building/strengthening
- Bike paths for kids between developments.
- Stop high density housing
- Upkeep of public property, roads and utilities
- environment
- vehicle congestion on major roads
- public water
- Stormwater runoff
- Increase in crime and drugs spreading out of crime-ridden major cities
- preserve open space
- Horrible looking golf driving range in disrepair.
- Expanded/efficient mass transit around twp/Doylestown
- Repair roads
- letting residents know how they can contribute to protecting land and historic buildings
- Promotion of a clean and friendly township.
- bike & walking paths along Landsville Rd, Pt. Pleasant Pike and some of the adjacent roads, in order to create a loop
- commercial expansion/open spaces
- keep rural areas.
- Control on development
- Safety concerns over 3-way intersections.
- Crime
- stormwater mgmt.
- Services and improvements to meet needs of an aging population.
- Increase side-walks
- Housing demand
- Power infrastructure upgrades
- Bigger grocery store
- Reducing the rate of new developments
- Utilities Management: Electricity & Water Service as infrastructure ages
- Trash collection providers

- repaving roads.
- Taxes
- Roads
- Keeping tax increases to a minimum
- Paths and trails for safe walking.
- street drains- always clogged- town does nothing
- Preservation/maintenance of open space and historic structures
- re-asses where money is spent, eliminate unnecessary expenses
- Connect/construct additional trails and bike paths
- Manage new development.
- Resolve Traffic Congestions
- Storm management
- Police
- growth
- community
- Help for seniors, housing, and help.
- growth
- Walking paths and safe bike lanes
- Sustainability.
- mental healthcare
- new construction
- Limiting the number of residents so we do not become over crowded
- Safety of pedestrians/cyclists due to lack of sidewalks/bike lanes
- clean
- Decrease taxes for affordability.
- Increased storm water and climate change issues
- Traffic
- Promote diversity
- Stop over population by keeping new building and development at a minimum.
- Freshen up facades of stores.
- Update the parks, especially Jennifer Schweitcor Park
- Build trails and walking paths
- Traffic congestion due to development in Plumstead, Bedminster, and Dublin - "through traffic" especially (611 and 313)
- More open space.
- Light at the intersection of stump and cabin run
- Township should protect natural scenic resources and historic resources that are left.
- Cost of living becoming unaffordable to young people and seniors
- Road maintenance
- public safety
- preserving remaining farm land

- bicycle safety on our roads
- Lessen carbon foot print.
- road maintenance
- Development
- Traffic study at Stump Road and 611
- land preservation, limit development- we moved here for the rural/space feel
- Better bike lanes and safer
- Sidewalks
- Economic growth
- economic development
- balance between population growth (housing) and previous open space
- Easier path to Gayman school from Summer Meadow Dr
- Creating a more inclusive environment where everyone feels welcome in the township
- Road improvements
- overbuilding, traffic
- Roads
- safety of town
- more/better walking options (sidewalks, etc.)
- The dangerous intersection of Curly Hill and 611
- intersection Stump & Potters Lane
- Traffic patterns-congestion.
- Drainage from new construction flowing on adjoining properties.
- To not foolishly pursue solar, wind or electric vehicles
- too much development- find balance
- crime
- over construction
- safer walking sidewalks & bike trails
- population growth
- New construction
- housing
- Roads
- Roads
- Utilities
- Poor Roads
- Housing affordability for lower income families
- Controlled housing development/growth
- roads
- Storm water runoff
- storm water mgmt.
- improved road conditions
- Beautification
- Water management
- Land preservation.

- Public safety, maintaining adequate levels of police/fire/ambulance services
- Maintain excellent police dept
- Water drainage on city streets and highways.
- Retail to meet the needs of growing township population.
- linking walking/biking trails
- road maintenance
- Crime and undesirable people coming into our township
- better & more shops
- Cost control
- Indoor recreation activities
- improve bike travel around town
- More police officers.
- Road widening 611 from Ferry Road to Saw Mill
- Reduce number of new housing developments
- water/sewer management
- Road repair
- Walking/bike paths.
- Drainage
- condition of roads
- Parks
- safety in schools
- Traffic control and lower speed limits on residential roads
- land preservation
- Fixing roads
- maintenance of township streets
- sewers
- less construction
- Safer bike lanes.
- Public road paving. Some progress was made in 2022, but much more focus on smaller thoroughfare roads, leading to different neighborhoods, needs major attention.
- trees trimmed
- Support of local, small businesses.
- Is there a resident notification system in the event of an emergency?
- Construction aesthetics
- address taxes for seniors
- traffic

Issue 3:

- keep taxes steady as much as possible
- Development of big box stores
- Allow for new restaurants.
- add more retail
- Preserve land
- Pothole repair and road maintenance
- Maintaining the outstanding quality of life here.
- the park system is uninspiring. they look like after thoughts. Concessions are made to developers
- develop a town center at 611 and Stump Rd
- Supervisors should serve everyone and stop demeaning the opposite party
- Over building/crowding
- Quality of water
- Maintain roads.
- Traffic
- Check for dead trees.
- Better programs/community events
- more open land
- More walkable retail.
- restaurants/ parks and rec
- Overdevelopment/neglecting environmental sustainability
- safety
- roads upkeep
- easier website, esp. on "what are the rules regarding property use/regulations."
- Fire/EMT
- Parks and recreation
- Parks and recreation
- Infrastructure
- Renewable energy use.
- access to public water/sewage
- inspect previous sites to make sure they did comply with codes
- Diverse Residential development
- more walking/biking trails
- speeding on back roads
- pave streets
- Focus on next generation initiatives
- walking paths in my development are crumbling and need to be maintained
- Maintain zoning rules and regulations.
- Creating more transparency and open, two way communication with residents.
- keeping the taxes in check while continuing to grow
- Maintaining township infrastructure.

- Bike lanes/shoulders.
- Road maintenance
- decline in road conditions
- road work
- traffic mgmt. with growth plan
- roads need to be repaired
- Support of police/EMS and Fire
- SAFETY
- Road maintenance.
- Consideration to additional traffic created by these giant houses being built on small footprint= cost of services
- safety for kids
- transportation
- More protection for open land
- quality of the roads
- Public transportation to reduce carbon footprint and invite younger people to live here
- Saving open space
- Ensuring investment properties in neighborhoods are not used as airbnb/rentals for parties
- Too much building.
- School system that fully represents parents.
- Traffic patterns vs. small town look/feel.
- Improve roads, install curbs and sidewalks.
- Traffic in Plumsteadville
- prepare for the future
- Turn off traffic light by Groveland School when not in session
- The fact the survey asked about gender identity and included a non-binary option. Seriously, cut-out the woke bullshit and just run the township.
- Public transportation to areas not served.
- Accessibility to housing for low and moderate income families
- quality of life issues
- connect walking & bike paths thru the township
- new homes-more traffic, the need for better roads & intersections
- Even more growth
- Safety
- safety
- safety
- improve water service, pressure is variable all day long
- activities to involve community members
- Improve traffic and look of the village
- Wildlife management
- prepare for electric vehicles
- More public transportation
- get rid of athletic fields in parks

- More walking/running trails.
- Add an outdoor recreational facility.
- More opportunities for walking around the township safely.
- work has been performed involving drastic changes with zero notification- not a way to do business
- pickleball courts
- continued economic/retail development and road/intersection changes to accommodate
- Roadway/traffic improvements (incl. PennDOT collaboration)
- poor electric grid- continuous outages
- nicely paved roads and sidewalks
- development
- Re-zoning is terrible.
- Build community events
- I think it is our community's to support farming where it is best utilized to preserve open space and also to contribute to lessening our carbon footprint for future generations.
- safety
- homes and care facilities for elderly
- trash collection
- Bar/restaurant/liquor license in point pleasant
- EV planning
- environmental sustainability
- bike and pedestrian paths connecting neighborhoods and urban centers
- Safety
- Police and emergency services continue to work as they currently do.
- Protecting our waterways.
- Keep home values as is.
- Clean, accessible environment
- Traffic
- improve parks/recreation
- Avoiding privatization of public utilities and services
- transparency
- high quality of services
- Traffic at Stump & 611
- Preserve open space.
- up keep of business/shopping centers
- Sustain and provide resources to evolve our police/fire/township supervisors good work
- Environmental
- Lane expansion and traffic
- Plow Stump rd immediately as it has our emergency services located on it
- have a club or activity to create joy in living in Plumstead Township -free for all ages. Come & watch a sunrise or sunset, set up tables at Hanusey Park for Chess night

- Road maintenance
- common sense for intelligent growth
- Safety on roadways with no shoulders or sidewalks
- zoning variances need more oversight
- We need a strong police force.
- traffic
- Keeping outdoor play and sport areas nice and available.
- Sidewalks on 611 from Fred Bean to Shops
- I'm worried about the quality of the results
- Make new developments.
- Maintain/support police and fire services
- Focus on safety, too many drunks in front of the Capri bar just hanging out.
- Keeping Plumstead safe
- Commitment to being a rural township.
- More inclusive
- Upgrade electric utilities.
- Diversity of housing types and affordability
- More focus on preserving the environment.
- No more increases in the cost of living.
- Street lights at intersections that need them.
- Work with DOT on paving/storm water.
- better grocery store options
- stop sprawl and stop homeless behind Colonial Metal
- roads
- better communication.
- Police support. Positive interactions
- over spending
- parks
- Safety for pedestrians
- Traffic
- Strength and enforcement of zoning laws.
- affordable housing
- electrical grid
- New permit applications for residential development and construction.
- Traffic on Hwy. 313 and 611.
- TAXES
- Stupidity
- getting the state to improve their roads within the township
- Increased traffic whole stretch of both 611 & 313
- Taxes for retired residents.
- Storm water
- overbuilding
- Land preservation to support WHY people moved here

- Water / electric usage and mgmt.
- responsible energy use
- keep township clean
- Manage our natural resources.
- Keep our codes enforced for cleanliness and uniformity to our standards
- fiscal mgmt.
- More programs for those with special needs.
- Traffic safety and pot holes.
- Equality for all.
- Take down dead trees along walking paths
- improving landscape in neighborhoods/public areas
- Supporting police, fire and EMS
- Notification app for hurricanes and tornado warnings.
- Avoid non-valuable distractions - renaming schools, taking down statues, woke training
- Make the town more beautiful
- maintaining safety
- Public communication
- No rezoning of 611 and stump, keep Plumstead rural
- More modern dining options and retail shops. We have none.
- Increasing traffic at 611 and Stump road
- Establish a "Plumstead Township Farm" brand to help promote local farmers.
- Open space.
- Don't be like Buckingham
- Cost of services
- Stop low quality builders
- Development
- community buy-in & support
- No low life businesses in town.
- Reduce the influence of developers
- Emergency Medical and Fire Services
- maintain and enlarge open spaces- stop over-development
- overall value that you receive for your tax dollars
- EV charging
- road and ditch maintenance
- Increased demand for housing for citizens leaving major cities due to increased crime and reduced safety
- stormwater management
- street repairs
- Connect walking/biking trails
- Help residents preserve trees.
- Help with electric car charging or solar energy.

- walk paths
- safety
- Connectivity of pedestrian paths
- Email services
- use single trash hauler for entire township, would reduce traffic, emissions, etc.
- Energy sustainability.
- Improve environmental sustainability
- Maintenance of ex urban/rural identity.
- More retail options
- Preserving farm land
- Managing economic growth in business corridors (Easton/Stump Road areas)
- Open space preservation
- Transportation
- Density of housing
- Keeping growth manageable
- We do not need more new housing
- Availability of EV chargers
- Land preservation
- Continuing to maintain/improve infrastructure.
- Stop any new housing developments
- Communication and transparency- enhancement
- EMS
- street maintenance
- economy
- Preserve not growth.
- quality
- Water issues with run offs in Township owned land in neighborhoods developments
- Infrastructure.
- ecology
- traffic congestion
- Open space preservation
- Wise land use, while protecting our farms and preventing overdevelopment
- recreation
- Figure out Swamp Rd- everything is increasing traffic but no solutions are being brought for current residents.
- Spending developer paid fees to build trails and plant trees
- Economic Development
- Fix the traffic on main roads within township by leaving things the way they are.
- Unoccupied office/restaurant space.

- Water quality issues, it is too hard.
- Beautification of township.
- Over-burden of water, electric, gas, etc. that were not designed for all the increased development.
- Traffic.
- More lights and sidewalks.
- Enforcing township codes and ordinances is only way to protect rural residential areas.
- outgrowing
- traffic flow
- affordable housing for moderate incomes, first time home byers, retirees
- traffic congestion
- Affordable housing.
- tour ship employers relationship with residents
- Infrastructure
- Reduce speed on Stump Road & 611 to 25 MPH.
- parks with walking/biking trails
- Public Health facilities
- Affordability
- preservation of farmland
- healthy living
- More diversity
- Making improvements like sidewalks to make our township safer
- maintain roads
- Long term planning
- making sure there is not an excess of new construction
- more affordable housing options
- SAVE MORE OF OUR LAND.
- no more development
- Upkeep of our neighborhoods.
- Resource protected zoning has not been strictly preserved & enforced.
- Protect small businesses
- improvement/maintenance of parks
- storm water
- crowded
- safety
- Storm water
- preserve farm land
- Build community
- Safety
- Stop Cluster Housing
- Preserving land
- taxes
- carefully planned growth

- Climate Change
- 611 corridor primary traffic concerns
- improved retail
- Pedestrian safety
- Managing illegal aliens/Immigration
- Limit development.
- Management of growth/development
- maintain excellent fire and EMS
- Quicker snow removal and treatment of roads.
- Parks and rec for younger children.
- public transit
- preservation of farm land, forest, open space
- not building on all the farm land- open space
- Affordable housing
- Safety
- neighborhood maintenance
- Diversity of housing (price range).
- Preserve more open space(farm land)
- identity as smaller town or walkable shopping district
- Types of retail/entertainment.
- Slow housing developments-no more developments like the one behind Wawa.
- Parking
- police enforcement of traffic safety laws
- stormwater
- economic growth
- Green space and historic preservation
- careful planning for growth to ensure infrastructure, traffic mgmt., natural resources and support growth
- Increase safety for those on foot.
- transportation for Seniors (some can not drive)
- more restaurants/shopping
- Increase availability of retail establishments. Currently, most Plumstead Township residents heavily use the services offered by Doylestown Township (grocery stores, fast food options, retail stores).
- repair roads
- Push for smaller building development.
- improve public transportation
- stop building residential.

Q31—"Do you have any other comments you would like to share with Township leaders?"

- 1. Knock-off the woke gender identity [redacted]t. 2. Fix the roads or work with the state to fix their roads in our township. Curly Hill Road between 611 and 413 is like driving in downtown Baghdad. 3. More police. More funding for police. Our police force is awesome, but they need more help. I better not hear about our LE budget being cut.
- 611/Stump road intersection needs some attention. if Stump road had turning lights in each direction with offset times to go (west bound green for 20 seconds with turning light, then east bound green with turning light etc.) would help keep congestion down
- Allow limited burning.
- Appreciate the work and dedication of township leaders. Thank you for this survey.
- Approve the zoning for Pickleball facilities at Camp Curiosity !! Develop walking paths from neighborhoods to shopping areas. Develop bike paths for the roads.
- As a retired teacher, my concern is that the ELL students at Groveland receive services they need to ensure adequate education. Under Question #1 and #19 speaks of demographic diversity. This is a good thing; however, if the district currently is failing to address the needs of students, how will it be done if more children who do not speak/read English are enrolled in classrooms?
- be financially responsible
- Being short sighted in the development of route 202 and the travesty they created by calling Veterans Park, a park!
- Better communication to have dead deer removed.
- Can the snow plows go the opposite direction in the cul-de-sacs so they push snow into the middle (which they never plow out anyway). Not putting it back in the driveways.
- Construct a pickle ball court at the Landis park next to the basketball court.
- Control taxes and growth. Pay attention to outside influence on crime (Philly).
- dept of public works mgmt. and employees are not courteous to residents. The need to better understand that they are "public employees."
- Disappointed in the continued conflict with the township to open the gate off of Gordon Road to Overlook at Carriage Hill development. Only one access is a safety issue.
- do a better job of publishing Township meetings/supervise commissioners
- Do not build too fast, it makes things worse.
- Doylestown pickleball needs to be cut a break!
- Dublin, Hilltown, etc. are building nonstop putting pressure on our roads like Swamp Rd but road designs and signals haven't been revisited. Shouldn't have to take serious chances exiting neighborhood.
- effective use of our 1% income tax, Buckingham seems to be setting bar.
- encourage PennDOT to pave their streets in the Township
- Expand walking and biking trails.
- Failure to keep good records has led to bad auctions.
- Farm market
- Figure out a way to give away all the downed trees at Owls Nest Park
- for housing and or business development, the overall infrastructure (roads & utilities) have to be available first. No road improvements=congestion

- For retired people think it would be good to reduce the taxes as school taxes are high and have no children in school for years
- frustration with road conditions of roads that reside in the township but maintained by PENDOT. clean up houses with junk on property
- First, a much more brief and streamlined survey should be used to collect public opinion. This survey was far too long and detailed for the average person to commit time to, which limits its effectiveness as a feedback tool. I think the township has a good plan in conjunction with the county for concentrating growth in the plumsteadville town area and preserving scenic and agricultural lands. Continued openness to growth is important for offering a balance and quality of life in the township. Programs should be considered to incentivize the beautification and restoration of the Plumsteadville town area around the intersection of Stump and Easton Roads. The area has a number of run-down older buildings that do not reflect well on the township, especially in comparison with nearby areas in Doylestown and Solebury. There is a real need to address road maintenance issues in the township, which unfortunately falls more on PennDOT with condition of state-maintained roads than the township's own roads. Still, the township should use its influence and work with legislators to collaborate so that needed work gets done. Roads that are poorly-paved, half-paved, pot hole ridden etc. are a safety concern for drivers. The township should also advocate to have traffic management improved in the center of Plumsteadville. At peak times, cars on Stump Road sometimes have to wait more than 5 light cycles to cross or turn on to 611. Similarly, cars that are northbound on 611 face lengthy delays going through the Plumsteadville area during afternoon rush hour.
- Gardenville Fields Park should be converted to a nature walk. The fields are not being used and upkeep is costing taxpayers too much. People are only using the field for walking
- Get back to work on park master plan , access to walking/biking trails. Take on the NIMBY.
- Give residents a reason to stay and non residents a reason to visit. Most people go to other townships to shop and work. Allow development of Rt 611. Plumstead has little to offer its locals and visitors.
- Glad to see pipes from Groveland road under Wisner finally got replaced. This was much needed.
- Great place to retire.
- Gunfire after nightfall should be forbidden.
- Happy to be new residents!
- Have been pushing for pickleball courts in the Township available to all.
- Have lived here for only 4.5 months and traveled a lot during that time. I am not overly informed about the area yet.
- have the parks be more receptive and affordable for local youth sports. There is a perception that the township fields are very costly and those who monitor the fields are over zealous in monitoring usage
- Have work days to help clean up roads.
- High tax rate is making us move.
- Hoping our taxes remain low.
- I am for economic development and more business in the township
- I am too old to participate in community activities.

- I am unaware of the means by which the community communicated with residents electronically
- Higher standards on zoning and planning have benefitted other townships such as Solebury however Plumstead seems to not have the same high standards and with more open land we are at risk for more poor planning (new residential development on Stump Road near 611, residential development near 413 & Point Pleasant, etc.) as well as commercial development on 611 that will not benefit the township and likely be poorly planned. We need to do better.
- I appreciate your service and am proud to live here.
- I beg the township to STOP pushing their agenda to change our lifestyle. We live here because we want privacy and to stay out of the hussle and bussle of busy towns like Doylestown, Quakertown, and what Dublin is trying to become. We do not want this in any compacity for our own township. Please let us stay the way we are. Please do not push more business and apartments and congestion on us. Please listen to we the people.
- I feel that decisions are based on supervisors personal wants and noton what the majority wants. Current team seems totally against any kind of change. I would love to see some affordable apartments as our own grown children cannot afford to live here.
- I had difficulty completing a significant portion of this survey, because I have no idea what all of the service departments are responsible for. At least one name gave me no clue. Also, this survey needs to be checked for typos.
- I have no clue (beside the survey) on how/why to follow township things. I wish I could have been made aware earlier
- I live in an agricultural area that contains an illegal commercial/industrial enterprise that produces pollution and noise. After numerous complaints the Township is unwilling to enforce its own zoning.
- I love our township and think it is well run. The administrative staff, police, fire, and especially PUBLIC WORKS do an excellent job. I hate to anticipate what is coming over the next 5-10 years with overwhelming congestion, burden to these services, increased crime etc. Where do we need to move? Harrow, Ottsville, Upper Black Eddy?
- I love Plumstead and would like to be more informed about the community. It does not feel like there is any specific outreach to community members
- I plan to visit the township's website more often to get up to date information.
- I think the township does a great job of keeping people informed.
- I think they are doing a pretty good job.
- I understand you wanting to preserve land for farming, but farming is not viable in our township. With vary little support for the ag industry in Bucks County, farmers are relying on firms from counties far away for service's needed. Traveling on the roads with farm equipment is getting more dangerous. We have been harassed by local law enforcement about traveling on their roads. Thank you for your commitment of time and energy for our township. Your job will have disappointments and rewards. In the 40 years I have lived here things have changed. Our township is ever changing.
- I was horrified that the Fire Dept had a gun fundraiser. Until that stops, I will not give any money to them. We need electric vehicle charging stations asap!
- I would enforce building codes in a uniform manner. I question the ability of multi functional use of pole barns in residential areas

- I would like to see the township be more family friendly. Family friendly offerings are lacking and subpar to surrounding township, also playgrounds could use an upgrading
- I would really love to see the "park / playground" in cabin run improved. I feel like the township gives it absolutely no attention. trash, broken glass, smoking and drinking paraphernalia, and fairly uninteresting equipment. Even organizing a cabin run clean up, and installing a waste receptacle would be good, as well as utilizing the township surveillance cameras on the township storage facility next to the playground would be a good start.
- If you want to build Plumstead up into a small town move to Dublin or Doylestown. The beauty of this township is the land, being rural. Please stop approving high density housing it's ugly, causes more traffic at an intersection that is already a nightmare and is bringing in more people who want to build up Plumstead into something lifetime residents do not want.
- I'm not sure of your involvement with the proposed water and sewer change; but we would greatly prefer remaining with BCWSA.
- improve development of shops & restaurants. Dublin is being revitalized effectively. Fix the roads like Curly Hill Rd
- Improve the roads!
- Improved safety with separate paths for pedestrians / children on bikes to navigate the township safely.
- In a blink of time our community can change positively or negatively depending on the actions set in motion now. Please be thorough and thoughtful- and be willing to change to direction as you find better solutions. Thank you for your hard work!
- In recent years the Township has been less and less attentive to its long time older adults.
- In the meeting I have been to I feel the township looks to the newer residents rather than the longer residing residents. The newer residents want amenities that the existing do not. I have lived here and doylestown area all my life. I don't want city amenities that the people that are moving into the housing projects and developments want. this is changing the feel of the township. Many think not for the better.
- In the township parks with large athletic fields that go largely unused, for example in Landis Park, allow/facilitate some of these areas to become wildflower meadows. This will save township resources now expended on mowing these fields, provide wildlife habitat, and provide residents a relaxing and contemplative environment to enjoy.
- intersection of Point Pike and Wismer Rd, Ferry road and River rd.
- It seems that some elected officials have their own personal agenda and do not care what is best for the town. Once they get whatever they want (building, codes, etc.) they leave
- It would be nice to see the budget
- I've lived in Bucks county for 30+ years (Doylestown Borough, Hilltown Township, Springfield/Kintnersville, now Plumstead) - Plumstead has a lot going for it - but some things (around better outdoor walking biking, storm water management, etc.) that could be far better - I also live right on the edge of Buckingham, so wind up using things like George Bush park as that is by far the closest place for outdoor recreation
- Keep doing a great job - we love it here thanks!
- Keep fields mowed and roads good. Trim trees so we do not lose our electric.
- Keep Plumstead Rural
- Keep the developers at bay.

- Keep the local government small (less is better). I do not receive the news letter that is referred to. We do not need to make Plumsteadville “a village”. Allow businesses to open (Plumstead fought long and hard against McDonald’s, Wawa, and Dunkin’ Donuts and look how much money it has brought to the area not to mention paying the Twp taxes.
- keep up the good work
- keep up the good work
- Keep us rural.
- Larger grocery store. Department store. Expanding retail does not mean an extension of village zoning. There are areas on 611 that would accommodate larger, full size target type with grocery store. Ask residents what specific retail they would like to see. Stop forcing residents to spend their money in other townships, helping to grow other communities instead of ours. A lot of traffic congestion and frustrations are because people need to go to Doylestown for weekly food shopping and even further to Target for clothes, toys, electronics, etc. The traffic in and out of the shopping centers is atrocious and dangerous! The Giant shopping center should have an entrance/exit leading to the light of Dominck’s - reopen/reconfigure the side road that runs in front of Plumstead Christian that was bulldozed over, use that to relieve congestion at the Wawa light. Have an exit (turn right only) on Stump Road, which would relieve a ton of congestion at the 611/Stump light. I don’t understand why it has to be all or nothing in regards to retail. The people have spoken, they do not want the village zone to be extended but at the same time realize the need for more retail. So why not redevelop one of the many properties, both north and south of Stump, which have access directly on 611? And, although it will be PennDOT responsible for completing, it is obvious that the Curley Hill/Haring/611 intersection is going to need reconfiguration in the not too distant future.
- leaders need to communicate prior to acting. Cutting down ash trees and leaving the mess there without ever letting the homeowners know. The results are an eyesore and an ugly mess. A horrendous job
- leaf collection in a great service
- Left on yield at Stump on 611 is dangerous. Better signals and signage would be nice.
- Left turn arrows are desperately needed for stump road drivers turning onto Rt. 611 north or south. I realize it is a state road, Township needs to push for it. Also need left turn arrows on Ferry Road and Route 313.
- Less condense housing. More open spacing in housing developments.
- Like most people in the township, we moved here to be AWAY from the hustle and bustle of the towns and land development. It is so incredibly sad to see the beauty and openness of the land being destroyed and developed. We do not need or want to be developed any further. Look down the road as where I lived in Warrington which has now been completely destroyed by development. With being so close to Doylestown, there is no need to develop or overhaul our area further. A facelift to bring back the charm of a sweet older town, perhaps. But new development is unwelcome and unnecessary as the committee found out by the hundreds of local residents during the Village Overlay District debacle. Finally, please don't ignore the traffic concerns at Stump and 611, especially after a new community is being crammed into our beautiful town. thanks.
- Looking forward to hearing more about the future of Plumstead twp

- Low income housing, no more is needed. More parks and community events. Stop the building, let's address some issues first.
- Lower taxes for senior citizens.
- More beautification in our downtown area.
- More emphasis should be placed on the preservation of past living conditions and rural beauty that long-term residents have long been accustomed to, along with the importance placed on the Plumstead Township living experience of past decades. Change is not always an improvement.
- More family recreational activities, 9-hole golf course, frisbee golf course
- need a one-hauler system to minimize wear-and-tear on our own roads
- Need to protect open space, farms, overall image of township. Too many strip malls, racing giant trucks on 611. No real sense of community, the image is kind of a drive through don't stop township-? No reason to visit.
- never had water problems before Durham Ridge- now we need two sump pumps.
- nice place to live, keep it that way
- Open spaces and nature grounds give this town so much character, and they are being bought by development companies to build houses on. This is ruining the pleasant feel and rich character of the township while making it feel overcrowded. As someone who has lived here all my life, it is a shame to see and will directly influence my choice to stay here in the future. Please focus on combatting overdevelopment, preserving historic sites, and preserving wildlife/environmental habitats.
- Overall a great township with very nice events
- Overall our experience has been pleasurable living here, we look forward to many more.
- Overall we enjoy living here. There are no options for active adult retirement living options within the township. This may prompt us to relocate when the time comes.
- Plan for growth.
- Please add more pedestrian paths and bike paths. And connect existing paths. Please work on the proposed trails plan from 2017.
- please be willing to listen and keep up the good work
- Please build bike and walking trails that connect to shops, parks, and neighborhoods.
- Please considering inspecting road repairs. It seems patches and fixes do not last long and are left very messy.
- please do not ask bikers and walkers to share paths and trails, esp. at Peace Valley. Bikers racing are not careful about slow and possibly dear Seniors walking
- Please do not over populate this town
- Please fix the road surface on Point Pleasant Pike in front of the Gardenville hotel.
- please invest in someone great to update the website. it is very difficult to navigate. I cant figure out what things are allowed and what things aren't. I always have to call.
- Please keep it semi-rural. I love living here.
- please make information more available pertaining to supervisors meeting and parks or agenda items
- Please make wise decisions
- Police and safety are outstanding

- Police need to be more courteous to residents.
- Poor transportation for Seniors, the DART should come to Summer Meadow Area also
- Preserved farms help maintain agricultural landscape and open space. Stop Plumstead township from over development like Warrington ,Chalfont etc. Doylestown continues to preserve and is enhancing the appearance of roads and preserving resources. Plumstead and all Bucks County townships should be doing the same.
- Publish township agendas. Follow the agenda. Communicate.
- Quality of life in rural areas has little or no importance to township.
- recently moved into township and currently understanding resources and looking forward to development
- Recreational usage for adults, we have lots of ballfields for children but little for adult activities (pickleball, hiking, biking)
- Repair the roads!
- Seriously work with smaller builders. The eyesore you produced from Lennan makes me think that I bought my house in Dublin. What's next? A self storage unit?
- Signage with facts about Officer Hanuseys life at Hanusay Park.
- Silo Hill Rd needs to be paved. A traffic study must be completed to analyze the lights on 611 & Curly Hill Rd
- Snow removal in our development gets pushed and piled high on to sidewalks Where people walk and kids wait for a school bus. No enforcement of people who do not shovel walking pavements. At least encourage people to shovel pavement in from of they are property. In neighborhood developments many people walk with pets and children to the school bus it becomes a hazard when people have to walk in the street to get to a school bus stop. I believe we have township rules why don't we remind people and enforce it.
- some roads are terrible, while others get more attention
- Something needs to be done with the intersection of 611 and Stump Road. There are too many close calls due to people who are traveling west on Stump and turning left onto 611. They do not yield to the people turning right from Stump onto 611 south. Also, people heading south on 611 cross the yellow line too soon when getting into the left turn lane for Giant.
- Stop building high density housing developments! You're destroying the very fabric of this community. Our roads can't handle it, our EMS can't handle it, our LAND can't handle it. This is an agricultural township and it needs to be kept that way.
- stop listening to radical theories. Support family structures
- Strategic planning is critical.
- Support our local businesses.
- Taxes out of hand. Township wants to approve new housing. Put extra 50.000 for roads schools etc. Builders come in wreck the Roads and go. Not right. Township fix this. Thank you
- thank you
- Thank you for all that you do!
- Thank you for all you do to make this such a nice place to live.
- Thank you for your efforts to maintain and keep township a desired place to live.
- Thank you for your service!
- Thank you for your service.

- thank you for your time and commitment
- Thank you to the firefighters and police officers.
- Thanks for your service to the community.
- The deep and eroding ditches are a big concern. The leaf pick up from ditches was not done well.
- The new Lantern ridge development is hideous, very poorly planned.
- the new stoplight at Wawa & 611 is problematic: there used to be a turn lane, now obstructed with sidewalk. Traffic backs up preventing L turn to 611 South from Stump Rd. With the new development, Stump/611 will have more traffic. It currently takes 3 lights to get thru a peak travel. Cones at intersection are dangerous. Road maintenance-many potholes on Stump Rd, need to stop or risk car damage
- The new townhouse-style development on the west-side of Stump Rd. near German is unsightly, unnecessary and does not fit with the "rural" nature of this area of the township. How was this approved?
- The over development in the past few years needs to stop. People of the community do not want more housing and traffic. The need to keep plumsteadville rural and not like doylestown and other crowded overpopulated towns
- The police department shouldn't be driving 24/7 in large gas guzzling SUVs and pickup trucks.
- The quarry continues to be a nuisance. I can't believe we can't do a better job in regulation the quarry.
- The Township admin office staff are fantastic to work with. I am a local realtor and I could not be happier with their work. Upgrade the roads with Penndot!
- The Township does a very good job.
- The township has no problem letting developers build but the permit and application process is so difficult the average person can not do it
- The township is great. I am happy with there being no noise ordinance, which leads to early trash recovery. The common areas in my neighborhood are also often overgrown
- The Township needs to follow up on the tree removal company that came thru and cut down the Ash trees. They left a huge mess, and didn't get the stumps.
- the township needs to recognize the changing country and modern trends we simply cannot avoid. CBSD is no longer an a top school district
- The Township should limit large developments. It is starting to loose its rural feel. Roads and infrastructure needs to keep up with any new development
- The trash free for all is ridiculous. Everyone around me in Point Pleasant has been told that they will not be served by existing collectors, and have had to investigate to figure out who would service them now. This should be a township responsibility.
- There has been a waste of tax dollars on a replacement fire station that is not designed for future (15+ years) growth or expansion to accommodate paid fire service personnel that will be needed within the next 7-15 years. The current volunteer system is not sustainable at its current declining staffing rate and puts township residences, businesses and travelers at risk. You, as the township leaders, are bound by state municipal law to provide safe, timely, and properly trained and adequate emergency services to this municipality. Time to step up and start holding all emergency services of the township to recognized national standards for response, training, and management.

- There needs to be a light at Curly Hill rd. Taxes need to be controlled. Fix the roads.
- There needs to be a turning arrow at the light on Easton rd/Shimp Rd when turning left, it is dangerous intersection.
- There should be an engineer list for permit process. The township engineer chooses their own rates. there should be competition vs the current monopoly.
- This is a beautiful place to live.
- this is a great township- stay neutral
- To pay an extra fee to pay online is stupide.
- too many signs on scenic roads. Police appear militarized. Parks are very nice.
- Township is a great place to live and raise children. We hope it stays that way.
- Township leaders need to server everyone and not be partisan and the source of disinformation
- Township residents are watching closely how board members will act on future decisions on development and land preservation.
- Township supervisors are doing a really great job.
- Traffic on Ferry does not observe posted limits.
- Try to improve communication with citizens.
- TWP does not enforce zoning laws
- water run-off with respect to new impervious surfaces is not good, drainage systems are less effective overall when compared to the soaking effect of unimproved lands. Directing water via pipes is not good, it gets overwhelmed, overflows, and floods, etc.
- We are loosing our charm, stop the building.
- We are new to the area, love it so far. Township needs to work on the pot holes.
- We are proud to be a resident here.
- We are totally opposed to the village overlay plan.
- We have a great place to live and work. Thanks for your service.
- we live in Cabin Run and we choose to drive to Doylestown to attend better maintained parks that are free of broken glass and drug paraphernalia. The Cabin Run park is quite underwhelming and not accessible to children with a variety of needs.
- We love our Township! We feel the leaders are doing a good job in most areas, thank you.
- we loved it here since 1999, but now traffic is awful. Too much housing construction. Plumsteadville is trying. Keep up good work
- We need a large indoor community center that can host basketball games, tennis/pickle ball, swimming. This brings families and healthy living.
- We need a splash pad or pool to attract younger families.
- What happened to the plan for trails? Make roads safe to walk and bike to parks.
- When I moved here in 2018, I was excited about the 2017 proposed trails. It's 2023 and nothing has been done with this! We live in the Carriage Hill development. A path to Owl's Nest Park from Hanusey would be great. Also the trail from Carriage Hill to Ferry Road to make getting to Peace Valley safer.
- When planting trees, vary the species.
- when we moved here it was a quiet, tranquil area that is now slowly falling to a cookie-cutter development, is it losing its charm
- Why are there sidewalks leading to phone company? Waste of money

- We need to be thinking as if it is 2023 and not 1993 in Plumstead Township. This means taking environmental steps to address the impacts of Climate Change now, before it is too late. Other townships like Doylestown Township are already taking these steps. We need to work with other local leaders to make change happen. We need to address the problem of the lack of affordable housing in Bucks County. People need places to live and we want people to live here to work at jobs in our community and to contribute to our community in other ways. We need to plan thoughtfully for new housing and businesses. The majority on the Board of Supervisors have been dishonest about development and things like the Village Overlay. They did nothing to correct the public's misunderstanding of the Village Overlay district and Lantern Ridge Neighborhood. Their lack of vision and inability to accept change has not only confused the public, but has prevented things like improving the way our shopping centers look and creating sidewalks. We need to have more walkable areas. Someone died on Stump Rd. We need to create an environment where everyone feels welcome. My family and other families in Plumstead Township have had negative comments said to and about us. If you have not lived here your whole life, have a lower socioeconomic status, speak a different language, are not white, are not Christian, are a member of the LGBTQ community, and/or do not identify as male, you will hear rude and derogatory comments made to and about you. If you are reading this and are surprised, that is part of the problem. The members of my family are involved in community groups and have heard many stories about the way some people are treated here. I personally have heard members of the Board of Supervisors, law enforcement, and township committees say sexist things and make terrible comments about LGBTQ people, even using words like "disgusting". We cannot change the hearts and minds of everyone in the community, but we should expect people who serve in these positions to lead by example, especially when they are in public places in the township.
- Would be helpful to see an overall development plan published as a result of this survey and other focused efforts. Would like to see listing of proposed major projects and the anticipated phasing of these initiatives in the written plans.
- Would very much appreciate enforcement of the break retarder prohibition on Point Pleasant Rd. near the Plumstead Quarry. For homes along this road dump trucks using break retarders is a constant source of noise pollution and disruption despite it being clearly posted.
- yes, be tireless in your communication of issues affecting the average homeowner. Communication of initiatives can be greatly improved
- Yes. The word "Agriculture" is spelled incorrectly in questions 5 & 6 of this online survey (oddly enough, it is spelled correctly on the printed version of this survey). Not sure if this is an error by ETC Institute or by our Township leaders who authorized this survey (or both), but simple mistakes like that make me wonder how much faith I have in our leaders noticing 'the fine details' in successfully operating a Township to the satisfaction of the residents. Making this survey available is an excellent step to receive resident input, but please make sure more than one person is proofreading all key communications that are sent out to residents (regardless of the communications outlet used and regardless of whether it is a 3rd party sending the information).
- You are doing a good job.
- You may get many complaints, but we appreciate your effort to take down dangerous dying Ash trees.

- Your rules should apply to all residents not just the ones you don't like.
- zoning must be changed from rural to residential. Too many people firing guns in their backyards. Someone will get hurt



Survey Instrument

5186 Stump Road
Pipersville, PA 18947



Phone 215-766-8914
FAX – 215-766-9831

January 2023

Dear Plumstead Township Resident:

Welcome to the Plumstead Township Comprehensive Plan Update! The Board of Supervisors and the Township Planning Commission need your help! You've been randomly selected to participate in an important survey designed to gather resident feedback for future Township planning efforts, programs, and services.

The Township is currently updating its Comprehensive Plan, which will provide a framework for future policy and planning decisions to guide growth and development of the Township for the next ten years and beyond. Response from the public on the desired goals and priorities of residents is a key component of the planning process. This survey is one of several planned engagement exercises.

As they become available, information on the plan and other engagement opportunities can be found on the project website: PlumsteadForward.com. The Township will also be posting information via the Townships Facebook page.

The survey data will be compiled and analyzed by ETC Institute, which is one the nation's leading firms in the field of local government research. The firm will present the results to the Township in early 2023 and a complete final report will be available online. Your survey responses will remain confidential.

Please return your completed survey in the next week using the postage-paid envelope provided. If you prefer, you may complete this survey online at: PlumsteadSurvey.org.

If you have any questions, please contact Jeremy Stoff, Planner, Bucks County Planning Commission via e-mail at jwstoff@buckscounty.org.

Thank you in advance for your participation!

Sincerely,

A handwritten signature in black ink, appearing to read "Angela P. Benner".

Angela P. Benner, Township Manager

2022 Plumstead Township Resident Survey

Please take a few minutes to complete this survey. Your input is an important part of the Township's effort to develop Plumstead Forward, the Township's next Comprehensive Plan. If you have questions, please contact Jeremy Stoff, Planner, Bucks County Planning Commission at jwstoff@buckscounty.org.

1. **PERCEPTIONS OF THE TOWNSHIP.** Several items that may influence your perception of the Township are listed below. Please rate each item on a scale of 5 to 1, where 5 means "Very Satisfied" and 1 means "Very Dissatisfied."

How satisfied are you with...	Very Satisfied	Satisfied	Neutral	Dissatisfied	Very Dissatisfied	Don't Know
01. The Township as a place to live	5	4	3	2	1	9
02. The Township as a place to work	5	4	3	2	1	9
03. The Township as a place to raise children	5	4	3	2	1	9
04. The Township as a place to retire	5	4	3	2	1	9
05. The Township as a place where I feel welcome	5	4	3	2	1	9
06. Overall quality of life in the Township	5	4	3	2	1	9
07. Overall image of the Township	5	4	3	2	1	9
08. The appearance and cleanliness of the Township	5	4	3	2	1	9
09. The availability of parking	5	4	3	2	1	9
10. The availability of bicycle parking	5	4	3	2	1	9
11. The types of retail and entertainment establishments available	5	4	3	2	1	9
12. The Township's commitment to protecting historic and scenic resources (including landscapes, villages, and historic structures)	5	4	3	2	1	9
13. The level of safety in the Township	5	4	3	2	1	9
14. Special events	5	4	3	2	1	9
15. Beautification activities (landscaping, trees, art)	5	4	3	2	1	9
16. Overall value that you receive for your tax dollars and fees	5	4	3	2	1	9
17. Upkeep of your neighborhood	5	4	3	2	1	9
18. Enforcement of Township codes and ordinances	5	4	3	2	1	9
19. Township's promotion of demographic diversity in the community	5	4	3	2	1	9

2. **Which THREE of the items listed in Question 1 do you think should receive the MOST EMPHASIS from Township leaders over the next several years?** [Write in your answers below using the numbers from the list in Question 1.]

1st: ____ 2nd: ____ 3rd: ____

3. **MAJOR CATEGORIES OF SERVICES.** Major categories of services are listed below. Please rate each item on a scale of 5 to 1, where 5 means "Very Satisfied" and 1 means "Very Dissatisfied."

How satisfied are you with...	Very Satisfied	Satisfied	Neutral	Dissatisfied	Very Dissatisfied	Don't Know
01. Police services	5	4	3	2	1	9
02. Fire and emergency medical services	5	4	3	2	1	9
03. Maintenance of township streets and utilities	5	4	3	2	1	9
04. Effectiveness of communication with the public	5	4	3	2	1	9
05. Flow of motor vehicle traffic and congestion management on streets in the Township	5	4	3	2	1	9
06. Water services	5	4	3	2	1	9
07. Yardwaste/leaves/Christmas tree removal services	5	4	3	2	1	9
08. Planning and code enforcement	5	4	3	2	1	9
09. Parks and recreation system	5	4	3	2	1	9
10. Customer service by Township Administrative Staff and Public Works	5	4	3	2	1	9
11. Stormwater runoff/stormwater management system	5	4	3	2	1	9
12. Snow removal	5	4	3	2	1	9

4. Which **THREE** of the major services listed in Question 3 do you think should receive the **MOST EMPHASIS** from Township leaders over the next several years? *[Write in your answers below using the numbers from the list in Question 3.]*

1st: ____ 2nd: ____ 3rd: ____

5. **LAND PRESERVATION AND AGRICULTURE.** On a scale of 1 to 5, where 5 is "Extremely Important" and 1 is "Not Important," please specify the priority that Plumstead Township should place on addressing the following issues:

How important is...	Extremely Important	Quite Important	Moderately Important	Slightly Important	Not Important	Don't Know
1. Preserving open space, forests, natural systems, agricultural lands, and scenic areas to protect vital ecosystems	5	4	3	2	1	9
2. Using taxpayer dollars to purchase conservation easements to protect open space, forests, natural systems, agricultural lands, and scenic area	5	4	3	2	1	9

6. **LAND PRESERVATION AND AGRICULTURE.** Please rate each item on a scale of 5 to 1, where 5 means "Very Satisfied" and 1 means "Very Dissatisfied."

How satisfied are you with...	Very Satisfied	Satisfied	Neutral	Dissatisfied	Very Dissatisfied	Don't Know
1. The Township's overall commitment to preserving land	5	4	3	2	1	9
2. The Township's overall commitment to supporting agriculture	5	4	3	2	1	9
3. Availability of information about how to preserve land in the Township	5	4	3	2	1	9

7. **ECONOMIC GROWTH AND HOUSING.** Please rate each item on a scale of 5 to 1, where 5 means "Very Satisfied" and 1 means "Very Dissatisfied."

How satisfied are you with...	Very Satisfied	Satisfied	Neutral	Dissatisfied	Very Dissatisfied	Don't Know
1. The Township's overall commitment to promote economic development	5	4	3	2	1	9
2. Overall quality of new development in the Township	5	4	3	2	1	9
3. How well the Township is planning growth	5	4	3	2	1	9
4. Access to social services (childcare, healthcare, etc.)	5	4	3	2	1	9
5. The Township's commitment to promote a diversity of housing types	5	4	3	2	1	9
6. The Township's commitment to provide housing opportunities for seniors	5	4	3	2	1	9
7. Access to attainable housing	5	4	3	2	1	9
8. Availability of attainable housing for low/moderate income families	5	4	3	2	1	9
9. The Township as a place for first time home buyers	5	4	3	2	1	9

8. Which **THREE** of the items listed in Question 7 do you think should receive the **MOST EMPHASIS** from Township leaders over the next several years? *[Write in your answers below using the numbers from the list in Question 7.]*

1st: ____ 2nd: ____ 3rd: ____

9. How supportive would you be of revising zoning regulations to support revitalization in areas of the Township that do not meet residents' overall vision for that area?

- ____ (5) Very supportive ____ (3) Somewhat supportive ____ (1) Not at all supportive
- ____ (4) Supportive ____ (2) Not supportive ____ (9) Don't know

10. PARKS AND RECREATION. For each of the following, please rate your satisfaction with each item on a scale of 5 to 1, where 5 means "Very Satisfied" and 1 means "Very Dissatisfied."

How satisfied are you with...	Very Satisfied	Satisfied	Neutral	Dissatisfied	Very Dissatisfied	Don't Know
01. Appearance/cleanliness of Township parks and equipment	5	4	3	2	1	9
02. Number of Township parks	5	4	3	2	1	9
03. Locations of Township parks	5	4	3	2	1	9
04. Safety within Township parks	5	4	3	2	1	9
05. Availability of walking and biking trails	5	4	3	2	1	9
06. The Township's outdoor recreation facilities	5	4	3	2	1	9
07. Availability and variety of sports fields in the Township	5	4	3	2	1	9
08. Variety of recreational programs and options for participation	5	4	3	2	1	9
09. Availability of information about parks and recreation programs	5	4	3	2	1	9
10. Quality of recreation programs offered by the Township	5	4	3	2	1	9
11. Cost of parks/recreation programs and services offered by the Township	5	4	3	2	1	9

11. Which THREE of the items listed in Question 10 do you think should receive the MOST EMPHASIS from Township leaders over the next several years? [Write in your answers below using the numbers from the list in Question 10.]

1st: _____ 2nd: _____ 3rd: _____

12. Please check all of the parks listed below that you or members of your household have used during the past 12 months. [Check all that apply.]

- | | | |
|----------------------------------|-----------------------|---------------------------------|
| ____(1) Allohaken Park | ____(4) Landis Park | ____(7) Cabin Run Park |
| ____(2) Owls Nest Park | ____(5) Hanusey Park | ____(8) Gardenville Fields Park |
| ____(3) Jennifer Schweitzer Park | ____(6) Veterans Park | ____(9) None |

13. What additional amenities, if any, would you like to see in our park system? [Check all that apply.]

- | | |
|----------------------------------|---------------------------------|
| ____(1) Pickleball courts | ____(3) Splash pad/spray ground |
| ____(2) Frisbee/disc golf course | ____(4) Other: _____ |

14. TRANSPORTATION. For each of the following, please rate your satisfaction with each item on a scale of 5 to 1, where 5 means "Very Satisfied" and 1 means "Very Dissatisfied."

How satisfied are you with...	Very Satisfied	Satisfied	Neutral	Dissatisfied	Very Dissatisfied	Don't Know
01. Ease of vehicular travel in the Township	5	4	3	2	1	9
02. Availability and connectivity of bicycle lanes	5	4	3	2	1	9
03. Level of safety for those traveling by bicycle	5	4	3	2	1	9
04. Traffic signal coordination on major streets	5	4	3	2	1	9
05. Availability of safe routes for children to walk or bicycle to school	5	4	3	2	1	9
06. The number of destinations served by public transit	5	4	3	2	1	9
07. The frequency of transit service	5	4	3	2	1	9
08. Availability of pedestrian paths and sidewalks	5	4	3	2	1	9
09. Connectivity of pedestrian paths and sidewalks	5	4	3	2	1	9
10. Level of safety for those traveling on foot	5	4	3	2	1	9

15. Which TWO of the transportation issues listed in Question 14 do you think should receive the MOST EMPHASIS from Township leaders over the next several years? [Write in your answers below using the numbers from the list in Question 14.]

1st: _____ 2nd: _____

16. PUBLIC ENGAGEMENT AND COMMUNICATION. For each of the following, please rate your satisfaction with each item on a scale of 5 to 1, where 5 means "Very Satisfied" and 1 means "Very Dissatisfied."

How satisfied are you with...	Very Satisfied	Satisfied	Neutral	Dissatisfied	Very Dissatisfied	Don't Know
1. Availability of and timeliness of info about services and activities	5	4	3	2	1	9
2. Township's efforts to keep you informed about Township-related issues	5	4	3	2	1	9
3. The Township's website	5	4	3	2	1	9
4. The Township's newsletter	5	4	3	2	1	9
5. The Township's Facebook account	5	4	3	2	1	9
6. The level of public involvement in local decision-making	5	4	3	2	1	9
7. The Township's overall level of transparency	5	4	3	2	1	9

17. PUBLIC ENGAGEMENT AND COMMUNICATION. For each of the items below, please rate how often you use each one, and how effective you feel it is in keeping you informed about Township services, programs, and projects.

Township Communication	My Usage					Effectiveness				
	Often	•	•	•	Never	Effective	•	•	•	Ineffective
1. The Township website	5	4	3	2	1	5	4	3	2	1
2. The Township newsletter	5	4	3	2	1	5	4	3	2	1
3. Email subscription notifications	5	4	3	2	1	5	4	3	2	1
4. Facebook	5	4	3	2	1	5	4	3	2	1
5. Direct Mail	5	4	3	2	1	5	4	3	2	1
6. Local media outlets (newspaper)	5	4	3	2	1	5	4	3	2	1
7. Sandwich boards/street signage	5	4	3	2	1	5	4	3	2	1
8. Crimewatch	5	4	3	2	1	5	4	3	2	1

18. Several services are listed below. For each one, please indicate if you used the service during the past 12 months.

During the past 12 months have you...	Yes	No	Don't Know
1. Used Public Transit services	2	1	9
2. Enrolled in recreation programs and/or participated in special events offered by the Township	2	1	9
3. Visited Township recreation facilities and/or visited Township parks	2	1	9
4. Visited the Township's Volunteer Fire Departments	2	1	9
5. Had contact with the Police Department	2	1	9
6. Had contact with EMS (Emergency Medical Services)	2	1	9
7. Used a walking/biking trail or path	2	1	9

19. CLEAN ENERGY AND SUSTAINABILITY. On a scale of 1 to 5, where 5 is "Extremely important" and 1 is "Not important," please specify the priority that Plumstead Township should place on addressing the following issues:

How important is...	Extremely Important	Quite Important	Moderately Important	Slightly Important	Not Important	Don't Know
1. Continuing to move towards cleaner energy sources and reducing the carbon footprint of the township	5	4	3	2	1	9
2. Improving infrastructure as it relates to stormwater management and flood control	5	4	3	2	1	9
3. Working collaboratively with nearby local governments to address common environmental issues	5	4	3	2	1	9
4. Encouraging all new construction and retrofits to meet the highest energy efficiency standards	5	4	3	2	1	9
5. Installation and access to public electric vehicle chargers	5	4	3	2	1	9
6. Coordination with local businesses to encourage improvements to sustainability	5	4	3	2	1	9
7. Investment in renewable energy projects at government buildings	5	4	3	2	1	9

20. Which THREE of the clean energy and sustainability items listed in Question 19 do you think should receive the MOST EMPHASIS from Township leaders over the next several years? [Write in your answers below using the numbers from the list in Question 19.]

1st: ____ 2nd: ____ 3rd: ____

Demographics

21. Approximately how many years have you lived in the Township? _____ years

22. What is your age? _____ years

23. Would you say your total annual household income is...

- | | | |
|------------------------------|--------------------------------|--------------------------------|
| ____(1) Under \$25,000 | ____(4) \$75,000 to \$99,999 | ____(7) \$200,000 to \$249,999 |
| ____(2) \$25,000 to \$49,999 | ____(5) \$100,000 to \$149,999 | ____(8) \$250,000 or more |
| ____(3) \$50,000 to \$74,999 | ____(6) \$150,000 to \$199,999 | |

24. Which of the following best describes your current employment status?

- ____(1) Employed outside the home [Answer Q24a.]
- ____(2) Employed inside the home/have a home based business
- ____(3) Retired
- ____(4) Not currently employed, not seeking employment
- ____(5) Student [Answer Q24a.]

24a. What is the zip code of where you work or go to school? _____

25. Do you actively farm land within the Township? ____ (1) Yes ____ (2) No

26. Do you own or rent your current residence?

____ (1) Own ____ (2) Rent ____ (3) Other: _____

27. How many persons in your household (counting yourself), are in each of the following age groups?

Under age 10: ____ Ages 20-34: ____ Ages 55-64: ____
 Ages 10-19: ____ Ages 35-54: ____ Ages 65+: ____

28. Which of the following best describes your race/ethnicity? [Check ALL that apply.]

- | | |
|--|---|
| ____(01) Asian or Asian Indian | ____(06) Hispanic, Spanish, or Latino/a/x |
| ____(02) Black or African American | ____(09) Middle Eastern or North African |
| ____(03) American Indian or Alaska Native | ____(88) Prefer not to say |
| ____(04) White | ____(99) Other: _____ |
| ____(05) Native Hawaiian or other Pacific Islander | |

29. What is your gender identity?

- ____ (1) Male
- ____ (2) Female
- ____ (3) Non-Binary
- ____ (4) Prefer to self-describe: _____
- ____ (5) Prefer not to answer

30. What are three issues you believe the Township needs to be prepared to address in the next five years? [Please write your comments in the space below.]

1. _____
2. _____
3. _____

31. Do you have any other comments you would like to share with Township leaders? [Please write your comments in the space below.]

32. Want to stay involved? If you're interested in participating in upcoming public workshops to discuss some of the issues addressed in this survey, please provide your contact information below. [ETC Institute will NOT share your personal information. Those who choose to participate will have an opportunity to opt-out at any time.]

Name: _____

Email: _____

Mobile Phone Number: _____

This concludes the survey. Thank you for your time!
Please return your completed survey in the enclosed return-reply envelope addressed to.
ETC Institute, 725 W. Frontier Circle, Olathe, KS 66061

Your responses will remain completely confidential.
The address information printed to the right will ONLY be used to help identify areas with specific needs. Thank you.